



CEMBRE

RAILWAY CATALOGUE



www.cembre.com

CEMBRE AT A GLANCE

INNOVATION IS IN OUR DNA



211

Patents and filled applications

71

Registered trademarks



MAIN MANUFACTURING SITE, ITALY

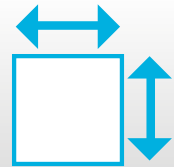


60,000

m² of space dedicated to offices, factories, laboratories

121,000

m² of site



OUR PRODUCT CODES



21,500

different product codes sold each year

21,800

product codes are available for immediate despatch



AUTOMATED WAREHOUSE



60,000

bins capacity

10,000

order lines per working day



are registered trademarks of CEMBRE S.p.A.

 **CEMBRE**

 **Cembre**

Crimpstar

 **mg3**
MARKINGENIUS

ROLLY

ROLLY TR2

MAXIblock

MAXIbrass



ELECTRICAL CONNECTION SYSTEMS

contact rail for return traction and grounding applications	6
electrical permanent contact	11
signalling solutions for copper cables	12
battery hydraulic tool for rail web electrical connection	13
hydraulic tool for rail web electrical connection	14
hydraulic head for rail web electrical connection	15
accessories for extrusion tools	16
torque wrenches for connection to rails	18
sockets and drives for connection to rail	19
temporary connection system	20
kits for fixing cables to rails	22

TRACK MAINTENANCE SOLUTIONS

RAIL DRILLING

rainproof ecodrill	26
two cycles rail drilling machine	27
four cycles rail drilling machine	28
rail drilling accessories	29
vignole rail solutions	30
girder rail solutions	31
counter rail UIC33 (U69) solutions	32
special solutions	33
positioning connecting plates	35
positioning solutions	36
cutters rail drill solutions	38
case and accessories for rail drills	40

CUTTING-OFF

automatic rail disc saw	44
manual rail disc saw	45
cutting discs	46
rail disc saw accessories	47
rail disc saw case	49

SCREWING/UNSCREWING

battery-powered portable rail impact wrench	52
petrol engined impact wrench	53
electric portable rail impact wrench	54
impact wrench sockets	55
accessories & case	56

SLEEPER DRILL

rainproof sleeper drilling machine	60
two cycles sleeper drilling machine	61
sleeper drilling machine accessories	63

SUPPORT TROLLEY

support trolley	66
support trolley accessories	67

NUT SPLITTING

hydraulic nut splitting heads	68
18.0 v battery hydraulic nut splitting tool	69

INSERTION/EXTRACTION CLIPS

insertion/extraction e-clip machine	70
-------------------------------------	----

LIGHTING

portable LED lights	72
---------------------	----

OVERHEAD CATENARY SOLUTIONS

connecting joints for profiled contact wires	74
hydraulic cutting tools for profiled contact wires	75
hydraulic cutting tools for profiled contact wires	76
cutting dies set	77
profiled contact wire alignment device	78

ELECTRICAL CONNECTORS AND CABLE GLANDS

reinforced pa 6.6 insulated terminals	82
pa6 insulated end sleeves	84
cast resin joints	85
copper tube crimping lugs	86
heavy duty copper tube terminals	88
heavy duty copper tube terminals double hole fixing	89
cable glands pa6.6	90
cable glands nickel plated brass	91

HYDRAULIC CRIMPING AND CUTTING TOOLS

18.0 v cordless hydraulic crimping tool	94
hydraulic crimping tool	99
hydraulic presshead	102
18.0 v cordless hydraulic cutting tool	107
hydraulic cutting tool	111
hydraulic cutting head	114
portable electro-hydraulic pumps	116
hydraulic pump	122
battery accessories	123

MECHANICAL TOOLS

scissors - cable cutters	126
cable stripping	127
crimping mechanical tools	128
professionals tools	130

IDENTIFICATION FOR RAILWAY APPLICATIONS


thermal transfer printer for roll media	132
solutions for thermal transfer for roll media	133
consumables on roll	134
thermal transfer printer for sheet media	132
solutions for thermal transfer for sheet media	133
consumables on sheet	134
consumables accessories	138
signs	144
general terms and conditions of sale	154



ELECTRICAL CONNECTION SYSTEMS



ELECTRICAL CONNECTION



**Easy and quick to install:
less than a minute!
Lowest installation costs**

Can be installed in any weather condition

The AR-type electrical contact to the rail was developed by CEMBRE in 1988 to provide the **best solution to the needs of connecting conductors to the rail in both signalling and traction current return circuits.**

Since its introduction, it has made it possible to resolve and eliminate long-standing situations of malfunctions and disservices attributable to the various systems used up to then, defining **new levels of quality and safety to refer to.**

Thanks to the experience gained in the field of electrical connections and in the development of the hydraulic equipment necessary for their execution, CEMBRE has established the state of the art in rail connection.

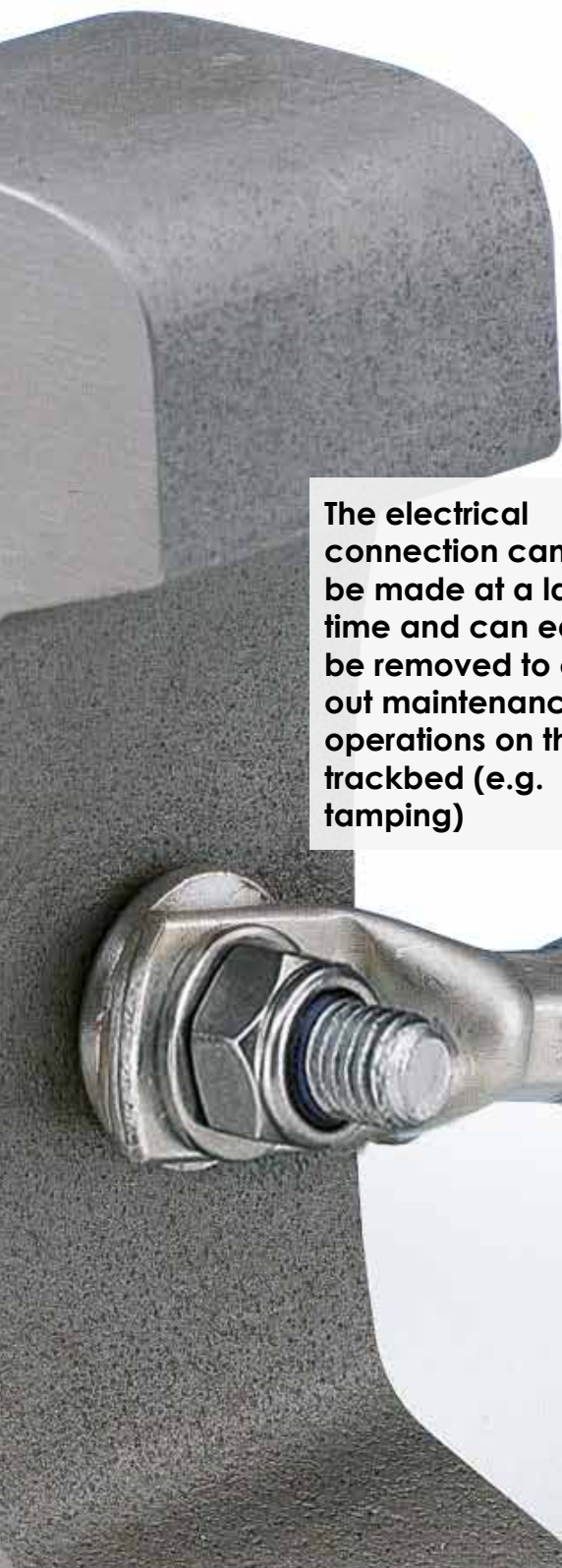
The AR electrical contact creates a very low resistance electrical interface between the rail web and the electrical connector to be associated with it, while ensuring **incomparable contact stability** in the most varied environmental conditions.

Tested and approved by major railway organizations, the CEMBRE AR-type electrical rail connection system is currently used on **high-speed and high-capacity lines** in over 60 countries, with more than 20 million pieces installed.

During installation, the lack of heat generation ensures the absence of structural alterations to the rail

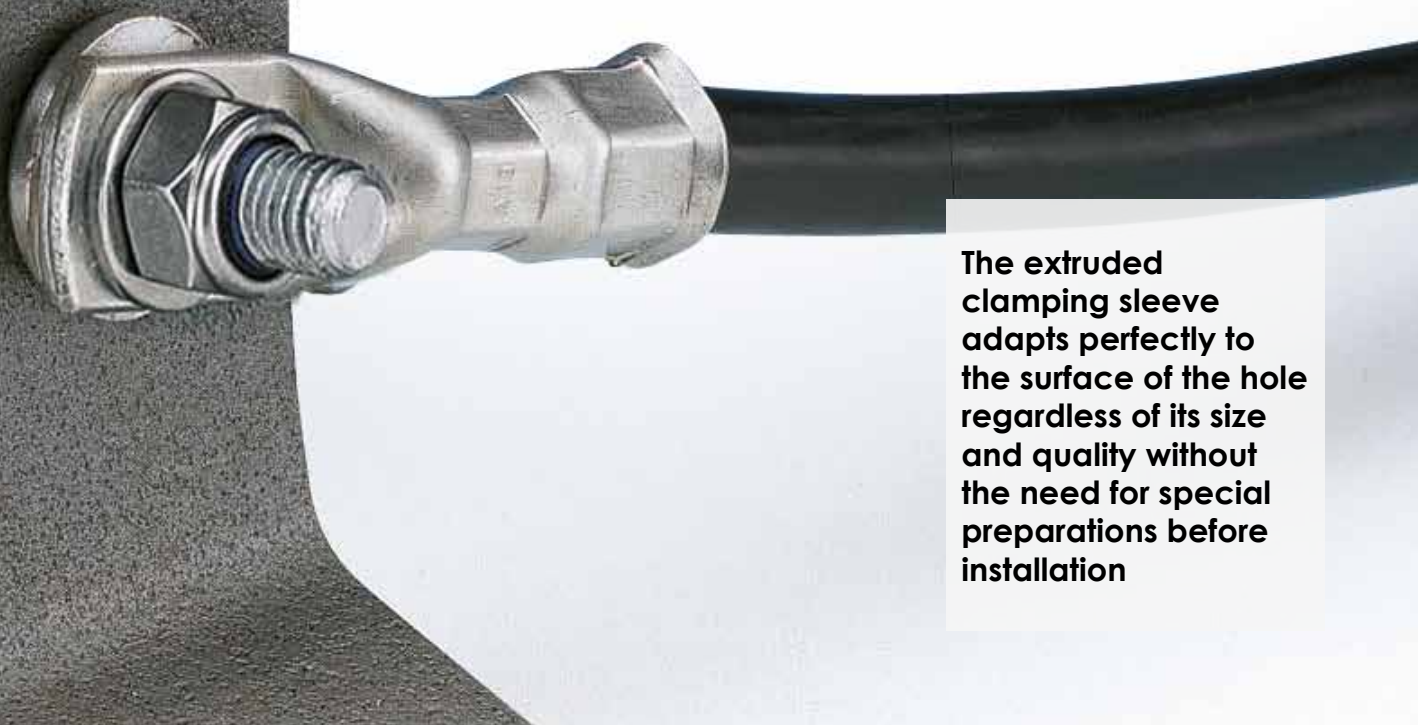
The flanged clamping sleeve can accommodate numerous types of power and signalling electrical connectors, specifically designed and approved to work with railway-specific cables





Available in the double version for installation on both sides

The electrical connection can also be made at a later time and can easily be removed to carry out maintenance operations on the trackbed (e.g. tamping)



The extruded clamping sleeve adapts perfectly to the surface of the hole regardless of its size and quality without the need for special preparations before installation



Very low resistance, constant over time, mechanical seal, protection from atmospheric agents

SIMPLE FACE

- traction return bonding
- continuity bonding
- ground bonding
- substation connection
- electrical drainage
- signal track circuit continuity
- signal track circuit connection

AR60D

FEATURES

rail web thickness	14 ÷ 16.5 mm
suitable for rail holes	Ø 19 mm

SALE SETUP

A - electrolytically tin-plated copper bush type	AR60-1
B - steel M12 screw with hollow hex head	AR60-3X
C - M12 stainless steel self-locking nut	✓
D - M12 flat steel washer	✓

INSTALLATION TOOLS

hydraulic tool	HTEP
hydraulic head	RHTEP
battery hydraulic tool	B1300TEP

AR60DF

FEATURES

rail web thickness	14 ÷ 16.5 mm
suitable for rail holes	Ø 19 mm

SALE SETUP

A - electrolytically tin-plated copper bush type	AR60-1
B - M12 steel screw with hollow hex head	AR60-3X
C - M12 stainless steel self-locking nut	ERM.M12

INSTALLATION TOOLS

hydraulic tool	HTEP
hydraulic head	RHTEP
battery hydraulic tool	B1300TEP

AR65

FEATURES

rail web thickness	14 ÷ 16.5 mm
suitable for rail holes	Ø 22 mm

SALE SETUP

A - electrolytically tin-plated copper bush type	AR65-1
B - M12 steel screw with hollow hex head	AR61-31X
C - M12 stainless steel self-locking nut	✓
D - M12 flat steel washer	✓

INSTALLATION TOOLS

hydraulic tool	HTEP
hydraulic head	RHTEP
battery hydraulic tool	B1300TEP



SIMPLE FACE



AR66D

FEATURES


rail web thickness	14 ÷ 16.5 mm
suitable for rail holes	Ø 13.5 mm

SALE SETUP

A - electrolytically tin-plated copper bush type	AR66-1
B - steel M10 screw with hollow hex head	AR66-3X
C - M10 stainless steel self-locking nut	✓
D - M10 flat steel washer	✓

INSTALLATION TOOLS

hydraulic tool	HTEPF
hydraulic head	RHTEPF
battery hydraulic tool	B1300TEPF



AR66F

FEATURES

rail web thickness	14 ÷ 16.5 mm
suitable for rail holes	Ø 13.5 mm

SALE SETUP

A - electrolytically tin-plated copper bush type	AR66-1
B - M10 steel screw with hollow hex head	AR66-3X
C - M10 stainless steel self-locking nut	ERM.M10

INSTALLATION TOOLS

hydraulic tool	HTEPF
hydraulic head	RHTEPF
battery hydraulic tool	B1300TEPF

DOUBLE FACE

- traction return bonding
- continuity bonding
- signal track circuit connection
- ground bonding



AR260D

FEATURES

rail web thickness	14 ÷ 16.5 mm
suitable for rail holes	Ø 19 mm

SALE SETUP

A - electrolytically tin-plated copper bush	AR260-1
B - electrolytically tin-plated copper alloy washer	AR260-2
C - M12 stainless steel bolt	M12x70
D - M12 stainless steel flat steel washers	✓
E - M12 stainless steel self-locking nut	✓

INSTALLATION TOOLS

hydraulic tool	HTEP
hydraulic head	RHTEP
battery hydraulic tool	B1300TEP

AR260DF

FEATURES

rail web thickness	14 ÷ 16.5 mm
suitable for rail holes	Ø 19 mm

SALE SETUP

A - electrolytically tin-plated copper bush	AR260-1
B - electrolytically tin-plated copper alloy washer	AR260-2
C - M12 stainless steel bolt	M12x70
D - M12 stainless steel self-locking nut	ERM.M12
E - M12 stainless steel flat steel washer	✓

INSTALLATION TOOLS

hydraulic tool	HTEP
hydraulic head	RHTEP
battery hydraulic tool	B1300TEP

AR260NF

FEATURES

rail web thickness	12 ÷ 14 mm
suitable for rail holes	Ø 19 mm

SALE SETUP

A - electrolytically tin-plated copper bush type	AR260N-1
B - electrolytically tin-plated copper alloy washer	AR260-2
C - M12 stainless steel bolt	M12x70
D - M12 stainless steel self-locking nut	ERM.M12
E - M12 flat steel washer	✓

INSTALLATION TOOLS

hydraulic tool	HTEP
hydraulic head	RHTEP
battery hydraulic tool	B1300TEP



DOUBLE FACE



AR260LG

FEATURES

rail web thickness	16.5 ÷ 19 mm
suitable for rail holes	Ø 19 mm

SALE SETUP

A - electrolytically tin-plated copper bush type	AR260L-1
B - electrolytically tin-plated copper alloy washer	AR260-2
C - M12 stainless steel bolt	M12x70
D - M12 stainless steel self-locking nut	✓
E - M12 flat steel washers	✓

INSTALLATION TOOLS

hydraulic tool	HTEP
hydraulic head	RHTEP
battery hydraulic tool	B1300TEP

AR266DF-16.5

FEATURES

rail web thickness	15 ÷ 16,5 mm
suitable for rail holes	Ø 13.5 mm

SALE SETUP

A - electrolytically tin-plated copper bush type	AR266-16.5-1
B - electrolytically tin-plated copper alloy washer	AR266-2
C - M10 stainless steel bolt	M10x60
D - M10 stainless steel self-locking nut	ERM.M10
E - M10 flat steel washer	✓

INSTALLATION TOOLS

hydraulic tool	HTEPF
hydraulic head	RHTEPF
battery hydraulic tool	B1300TEPF

AR266-16.5 (SNCF APPROVED)

FEATURES


rail web thickness	15 ÷ 16.5 mm
suitable for rail holes	Ø 13.5 mm

SALE SETUP

A - electrolytically tin-plated copper bush type	AR266-16.5-1
B - electrolytically tin-plated copper alloy washer	AR266-2
C - M10 stainless steel bolt	M10x60
D - M10 stainless steel self-locking nut	ERM.M10
E - M10 antifriction flat steel washers	✓


INSTALLATION TOOLS

hydraulic tool	HTEPF
hydraulic head	RHTEPF
battery hydraulic tool	B1300TEPF



AR60A-29

- TE return connections
- Connections for track circuits

**FEATURES**

rail web thickness	28 ÷ 33 mm
suitable for rail holes	Ø 19 mm

SALE SETUP

A - electrolytically tin-plated copper bush type	AR60-1
B - electrolytically tin-plated copper alloy washer	AR62-2
C - M12 stainless steel bolt	M12x80
D - stainless steel self-locking nut	✓
E - flat steel washer	✓

INSTALLATION TOOLS

hydraulic tool	HTEP
hydraulic head	RHTEP
battery hydraulic tool	B1300TEP

ACCESSORIES NEEDED ON REQUEST

installation kit	AR60.29-INST
------------------	---------------------

AR67

- Signal track circuit connection
- Signal track circuit continuity

**FEATURES**

rail web thickness	14 ÷ 16,5 mm
suitable for rail holes	Ø 8 mm

SALE SETUP

A - electrolytically tin-plated copper bush type	AR67-1
B - steel M6 screw with hollow hex head	AR67-3X
C - flat steel washer M6	✓
D - stainless steel self-locking nut M6	✓

INSTALLATION TOOLS

hydraulic tool	HTEP	HTEPF
hydraulic head	RHTEP	RHTEPF
battery hydraulic tool	B1300TEP	B1300TEPF

ACCESSORIES NEEDED ON REQUEST

installation kit	AR67-INST	AR67-INST-F
------------------	------------------	--------------------

AR61E



- Running rail with check rail in situ
- Switches and crossings
- Circular hollow section stanchions
- Blind holes in thick rail web

FEATURES

rail web thickness	12.5 ÷ 22 mm
suitable for rail holes	Ø 22 mm

SALE SETUP

A - electrolytically tin-plated copper bush type	AR61E-1
B - steel expansion bolt	M12
C - flat steel washer	✓
D - stainless steel self-locking nut	✓

INSTALLATION TOOLS

hydraulic head	RHTEPE-12-E
----------------	--------------------

ACCESSORIES NEEDED ON REQUEST

installation kit	BAS-19
------------------	---------------

AR61DE



- Running rail with check rail in situ
- Switches and crossings
- Circular hollow section stanchions
- Blind holes in thick rail web

FEATURES

rail web thickness	8 ÷ 12.5 mm
suitable for rail holes	Ø 22 mm

SALE SETUP

A - electrolytically tin-plated copper bush type	AR61E-1
B - steel expansion bolt	M12
C - flat steel washer	✓
D - stainless steel self-locking nut	✓

INSTALLATION TOOLS

hydraulic head	RHTEPE-12-E
----------------	--------------------

ACCESSORIES NEEDED ON REQUEST

installation kit	BAS-19
------------------	---------------



CCS



CCS cable lugs for various types of copper and copper-steel conductors.

The cable insulation is compressed inside the connector, ensuring protection against oxidation and avoiding the use of heat shrink tubing.

CABLE	TYPE	QUANTITY BAG/BOX
16 mm ² Cu flexible	CCS16-M6	50/200
	CCS16-M8	50/200
	CCS16-M12	50/200
25 mm ² Cu flexible/steel	CCS25-M6	50/150
	CCS25-M8	50/150
	CCS25-M12	50/150

2A-M12



Copper terminals with special barrel.

To make a sealed crimping between the cable and the terminal.

COPPER CABLE	TYPE	QUANTITY BAG/BOX
70 mm ²	2A14.16-M12	50/100
95 mm ²	2A19.19-M12	25/50
240 mm ²	2A48.29-M12	5/25

CCC



Copper terminals to make a sealed crimping between the cable and the terminal.

COPPER CABLE	TYPE	QUANTITY BAG/BOX
35 mm ²	CCC35-M10/1	25/75
	CCC35-M12/1	25/75
95 mm ²	CCC95-M12	15/30
150 mm ²	CCC150-M12/1	5/25

2A24.21-M



Flared cable lugs for various types and sections of copper and mixed copper/steel cables, for various applications.

COPPER CABLE	TYPE	QUANTITY BAG/BOX
120 mm ²	2A24.21-M10	25/50
	2A24.21-M12	25/50
	2A24.21-M16	25/50

ASED110.22-M-ST



Flared cable lugs for various types and sections of Aluminium cables, for various applications.

ALUMINIUM CABLE	TYPE	QUANTITY BAG/BOX
100 mm ²	ASED110.22-M12-ST	3/30
	ASED110.22-M16-ST	3/30

B1300TEP

TYPE	
 PLUG EU	B1300TEP
 PLUG UK	B1300TEPE
 PLUG USA	B1300TEPA



Hydraulic portable battery tool with the head directly connected to the body through a 900 mm flexible hose which allows the tool to be used also with other hydraulic heads, such as RHC131 for the compression of connectors and TC025 for cutting cables and lines.

Supplied with a gauge to be used both for checking the drilling of the rail web and for screwing the calibrated plunger to the head, and with a washer suitable for extruding double faces contacts.

RAIL WEB CONNECTION	AR CONTACTS	INSTALLATION TOOLS	
		B1300TEP	B1300TEPF
SIMPLE FACE	AR60D	✓	
	AR65	✓	
	AR66D		✓
	AR66F		✓
DOUBLE FACES	AR60DF	✓	
	AR260LG	✓	
	AR260DF	✓	
	AR266DF-16.5		✓
	AR266-16.5		✓
SPECIAL APPLICATIONS	AR260NF	✓	
	AR260D	✓	
	AR60A-29	✓	
	AR67	✓	✓
FEATURES		B1300TEP	B1300TEPF
nominal pressure		700 bar	700 bar
tool dimensions (LxLxH)		353 x 83 x 239 mm	353 x 83 x 239 mm
tool weight		5.8 kg	5.8 kg
head dimensions		106 mm	106 mm
weight		5.7 kg	5.7 kg
SALE SETUP		B1300TEP	B1300TEPF
tool		B1300TEP	B1300TEPF
flexible hose 900 mm		✓	✓
gauge		CAL19.20	CAL135.145
plunger x2		OG13.2	OG10.5
washer Ø 38 mm for double faces contact		✓	-
battery x2		CB1852L	CB1852L
battery charger		ASC55-EU	ASC55-EU
shoulder strap		✓	✓
plastic case		VAL-P51	VAL-P51
ON REQUEST		B1300TEP	B1300TEPF
special plunger		OG13.2T	OG10.5L
installation kit for AR67 contact		AR67-INST	AR67-INST-F
installation kit for AR60A-29 contact		AR60.29-INST	-
extraction kit for AR67 contact		ECR8 + ECR1	ECR8F + ECR1
extraction kit for AR60D contact		ECR19 + ECR1	-
extraction kit for AR65 contact		ECR22 + ECR2	-
extraction kit for AR66D contact		-	ECR13.5 + ECR1
trolley		TRL01	TRL01

HTEP



HTEP type hydraulic tool, manually operated, with head for extrusion of **AR** contacts connected to the pumping body through a 900 mm long flexible hose.

Supplied with a gauge to be used both for checking the drilling of the railweb and for screwing the calibrated plunger to the head, and with a washer suitable for extruding double faces contacts.

RAIL WEB CONNECTION	AR CONTACT	INSTALLATION TOOLS		
		HTEP	HTEPF	HTEPE-12-E
SIMPLE FACE	AR60D	✓		
	AR65	✓		
	AR66D		✓	
	AR66F		✓	
DOUBLE FACES	AR60DF	✓		
	AR260LG	✓		
	AR260DF	✓		
	AR266DF-16.5		✓	
	AR266-16,5		✓	
	AR260NF	✓		
SPECIAL APPLICATIONS	AR260D	✓		
	AR60A-29	✓		
	AR67	✓	✓	
	AR61E			✓
	AR61DE			✓
FEATURES		HTEP	HTEPF	HTEPE-12-E
tool dimensions (LxL)		275 x 130 mm	275 x 130 mm	275 x 130 mm
head dimensions		106 mm	106 mm	106 mm
weight		3 kg	3 kg	3 kg
SALE SETUP		HTEP	HTEPF	HTEPE-12-E
tool		✓	✓	✓
flexible hose 900 mm		✓	✓	✓
gauge		CAL19.20	CAL135.145	CAL22.23
plunger x2		OG13.2	OG10.5	OG13.2
washer Ø 38 mm for double faces contact		✓	-	-
metal case		VAL-HTEP	VAL-HTEP	VAL-HTEP
ON REQUEST		HTEP	HTEPF	HTEPE-12-E
special plunger		OG13.2T	OG10.5L	OG13.2T
installation kit for AR67 contact		AR67-INST	AR67-INST-F	-
installation kit for AR60A-29 contact		AR60.29-INST	-	-
installation kit for AR61E contact		-	-	BAS19
extraction kit for AR67 contact		ECR8 + ECR1	ECR8F + ECR1	-
extraction kit for AR60D contact		ECR19 + ECR1	-	-
extraction kit for AR65 contact		ECR22 + ECR2	-	-
extraction kit for AR66D contact		-	ECR13.5 + ECR1	-

RHTEP


Hydraulic head for the extrusion of **RHTEP** AR contacts to be applied to hydraulic pumps developing a nominal pressure of 700 bar.

Supplied with a gauge to be used both for checking the drilling of the railweb and for screwing the calibrated plunger to the head, and with a washer suitable for extruding double faces contacts.

RAIL WEB CONNECTION	AR CONTACT	INSTALLATION TOOLS		
		RHTEP	RHTEPF	RHTEPE-12-E
SIMPLE FACE	AR60D	✓		
	AR65	✓		
	AR66D		✓	
	AR66F		✓	
	AR60DF	✓		
DOUBLE FACES	AR260LG	✓		
	AR260DF	✓		
	AR266DF-16.5		✓	
	AR266-16,5		✓	
	AR260NF	✓		
	AR260D	✓		
SPECIAL APPLICATIONS	AR60A-29	✓		
	AR67	✓	✓	
	AR61E			✓
	AR61DE			✓
FEATURES		RHTEP	RHTEPF	RHTEPE-12-E
dimensions	length	106 mm	106 mm	106 mm
weight		1,1 kg	1,1 kg	1,1 kg
SALE SETUP		RHTEP	RHTEPF	RHTEPE-12-E
head				
gauge		CAL19.20	CAL135.145	CAL22.23
plunger x2		OG13.2	OG10.5	OG13.2
washer Ø 38 mm for double faces contact		✓	-	-
metal case		VAL-RHTEP	VAL-RHTEP	VAL-RHTEP
ON REQUEST		RHTEP	RHTEPF	RHTEPE-12-E
special plunger		OG13.2T	OG10.5L	OG13.2T
installation kit for AR67 contact		AR67-INST	AR67-INST-F	-
installation kit for AR60A-29 contact		AR60.29-INST	-	-
installation kit for AR61E contact		-	-	BAS19
extraction kit for AR67 contact		ECR8 + ECR1	ECR8F + ECR1	-
extraction kit for AR60D contact		ECR19 + ECR1	-	-
extraction kit for AR65 contact		ECR22 + ECR2	-	-
extraction kit for AR66D contact		-	ECR13.5 + ECR1	-
USED WITH		PUMPS		
hydraulic pump		PO7000		
battery operated hydraulic pump		B1300PL		
portable electro-hydraulic pump		B68M-P18		
portable electro-hydraulic pump		B70M-P36		

CAL

The CAL series gauges are designed to quickly and easily check the diameter of a hole before installing the rail contact, and facilitate the screwing of the OG ogive into the extrusion heads.



GAUGE	INSTALLATION TOOLS		
	B1300TEP, HTEP, RHTEP	B1300TEPF, HTEPF, RHTEPF	HTEPE-12-E, RHTEPE-12-E
CAL8.85	AR67-INST	AR67-INST-F	
CAL135.145		✓	
CAL19.20	✓		
CAL22.23			✓

OG

OG plungers have a special thread that allows screwing onto the extrusion heads to be speeded up.



PLUNGER	INSTALLATION TOOLS		
	B1300TEP, HTEP, RHTEP	B1300TEPF, HTEPF, RHTEPF	HTEPE-12-E, RHTEPE-12-E
OG6.5	AR67-INST	AR67-INST-F	
OG10.5		✓	
OG10.5L		✓	
OG13.2	✓		✓
OG13.2T	✓		✓

ECR

In order to remove AR bushes from the rail, available as an optional accessory the **ECR** kit (punch + puller) with positioner.



ECR1 positioner

ECR2 positioner

RAIL WEB CONNECTION	INSTALLATION TOOLS	
	B1300TEP, HTEP, RHTEP	B1300TEPF, HTEPF, RHTEPF
AR60D	ECR19 + ECR1	-
AR60N	-	-
AR66D	-	ECR13.5 + ECR1
AR66F	-	-
AR65	ECR22 + ECR2	-
AR67	ECR8 + ECR1	ECR8F + ECR1

KIT

Kit for the installation of the electrical contact AR67.



KIT	INSTALLATION TOOLS	
	B1300TEP, HTEP, RHTEP	B1300TEPF, HTEPF, RHTEPF
AR67-INST	✓	
AR67-INST-F		✓

TWC

Torque wrenches with adjustable torque, for the correct tightening of the screws in the contacts on the rail.



FEATURES							USE	
type	adjustment range Nm	drive size in.	dimensions mm			weight gr	with sockets	need adapter
			length	width	head width			
TWC10.50-14	10-50	¼	328	35	28	660	family DSC	KA14-38 + KA38-12
TWC20.100-38	20-100	¾	435	45	35	1300		KA38-12
TWC40.200-12	40-200	½	510	45	40	1506		-

DSC

Deep hexagonal sockets ½" drive.



FEATURES							
type	for AR connections	hexagonal mm	dimensions mm			weight gr	
			length	Ø ext. hexagon	Ø ext. drive		
DSC12-170L	AR66	17	77	23.8	22	120	
DSC12-190L	AR60D, AR60A-29, AR260D	19	77	25.7	24	134	
DSC12-240L	-	24	77	31.8	27.8	210	
DSC12-300L	-	30	77	39.9	34	300	
DSC12-320L	-	32	77	41.8	35.8	336	

KA

Socket's adapters.



FEATURES						
type	length	dimensions mm			weight gr	
		□ female	■ male	Ø female		
KA14-38	26,5	1/4	3/8	13,9	21	
KA38-14	26,3	3/8	1/4	18,8	25	
KA38-12	36,1	3/8	1/2	19,2	52	
KA12-38	35,99	1/2	3/8	21,7	52	

CRH12



1/2" Reversible ratchet wrench:

- Mechanism with 72 teeth and a recovery angle of 5°
- Reversible ratchet system
- Ergonomic handle in dual-compound material
- Satin chrome finish
- Chromium-vanadium steel
- Standards: UNI ISO 3315 - DIN 3122

FEATURES

dimensions (LxH)	260 x 38 mm
head width	40 mm
weight	547 gr

EBC12-250



1/2" Drive extension 250 mm long:

- Socket quick release system
- Chromium-vanadium steel
- Satin chrome finish
- Standards: UNI ISO 3315 - DIN 3123

FEATURES

length	250 mm
weight	441 gr

STBC12-300



1/2" Drive T bar with sliding handle

- Chromium-vanadium steel
- Satin chrome finish
- Standards: UNI ISO 3315 - DIN 3122

FEATURES

dimensions (LxH)	300 x 25 mm
head width	24 mm
weight	365 gr

TEMPORAIL

The Temporail system of connections and tooling provides a quick and reliable means to guarantee continuity of conductivity in rails during maintenance, repair and new installations.

Essential for maintaining return current connections, the Temporail system is also ideal for temporary signaling applications and earthing between the line and adjacent track side structures.

CEMBRE Temporail system applies to most of rail types with 125, 140 and 150 mm foot

For suitability verification please contact CEMBRE.

- Easy installation /removal using CEMBRE patented tool HT-TRC
- Safer working without the risks associated with alternative systems
- Connection without any drilling or welding
- No grinding or cleaning from previous operations
- High vibration resistance
- Accurate location on rail foot
- Re-usability due to controlled use of force



TYPE	COMPRISING
RTC1AL10-2000	2 m 120 mm ² insulated Aluminium flexible conductor cl.5 terminated both ends with Aluminium lugs and fixed with M10 Steel bolts and plain washers
RTC1AL10-V	TEMPORAIL clamp, supplied with screw and washer, to be used in combination with other conductors of different lengths already terminated with cable lugs.



HT-TRC

- Specifically designed to insert and extract CEMBRE Temporail clamp
- Works on all rail types with foot up to 150 mm
- Patented tool with safety feature protects against ejection of metal pieces during extraction



FEATURES

crimping force	50 kN
nominal pressure	700 bar
dimensions (LxLxH)	715 x 177 x 70 mm
weight	7.5 kg



Temporail requires no preliminary preparation to ensure good electrical connection as the clamp deeply scores the surface of the rail foot during installation.

CSF

At the transition between ground and rail foot, a cable must be correctly supported to avoid damaged, for example, during surface work. The CSF support is designed for simple fixing to the rail foot and requires no drilling.

CSF1 and **CSF2** consist of the following components:

- Cable support in 30% Glass fibre reinforced PA6.6
- 1 clips in Stainless Steel AISI302 for fixing on rail foot
- 2 cable ties in PA12 180x9 mm; black; Type 1618.90
- 2 Stainless Steel cable ties *GX200x4,5

* Fixing requires cable tie tool type 5527030079



TYPE	Ø MAX CABLE mm	RAIL FOOT WIDTH mm	RAIL
CSF1	30	150	60E1 (UIC 60)
CSF2	30	125	49E1 (S49) 54E3 (S54)

SFK

Designed for the secure and durable fixing of cable max. Ø 22 mm to the rail foot without the need for tools.



TYPE	Ø MAX CABLE mm	RAIL FOOT WIDTH mm	RAIL
SFK125	22	125	49E1 (S49); 54E3(S54)
SFK150	22	150	60E1 (UIC60); R65



TRACK MAINTENANCE SOLUTIONS



THE BEST SOLUTION FOR RAIL DRILLING

The **LD** family of drills, manufactured by CEMBRE for over 40 years, is the solution for safe and correct rail drilling in a wide variety of railway applications.

Ergonomics, attention to detail, and tool-free set-up, enable fast, precise and quality operations.

The robustness and materials that distinguish CEMBRE machines significantly extend tool life and reduce maintenance requirements.

The special mechanical transmission makes it possible to achieve the best weight/power trade-off.

All this results in time savings without neglecting any safety-related details.



Lightweight, to facilitate transport to the work area

Compact, to accommodate use in very confined spaces



High-efficiency oil-bath gear transmission



Adjustable feed lever to best suit the height of the operator or application

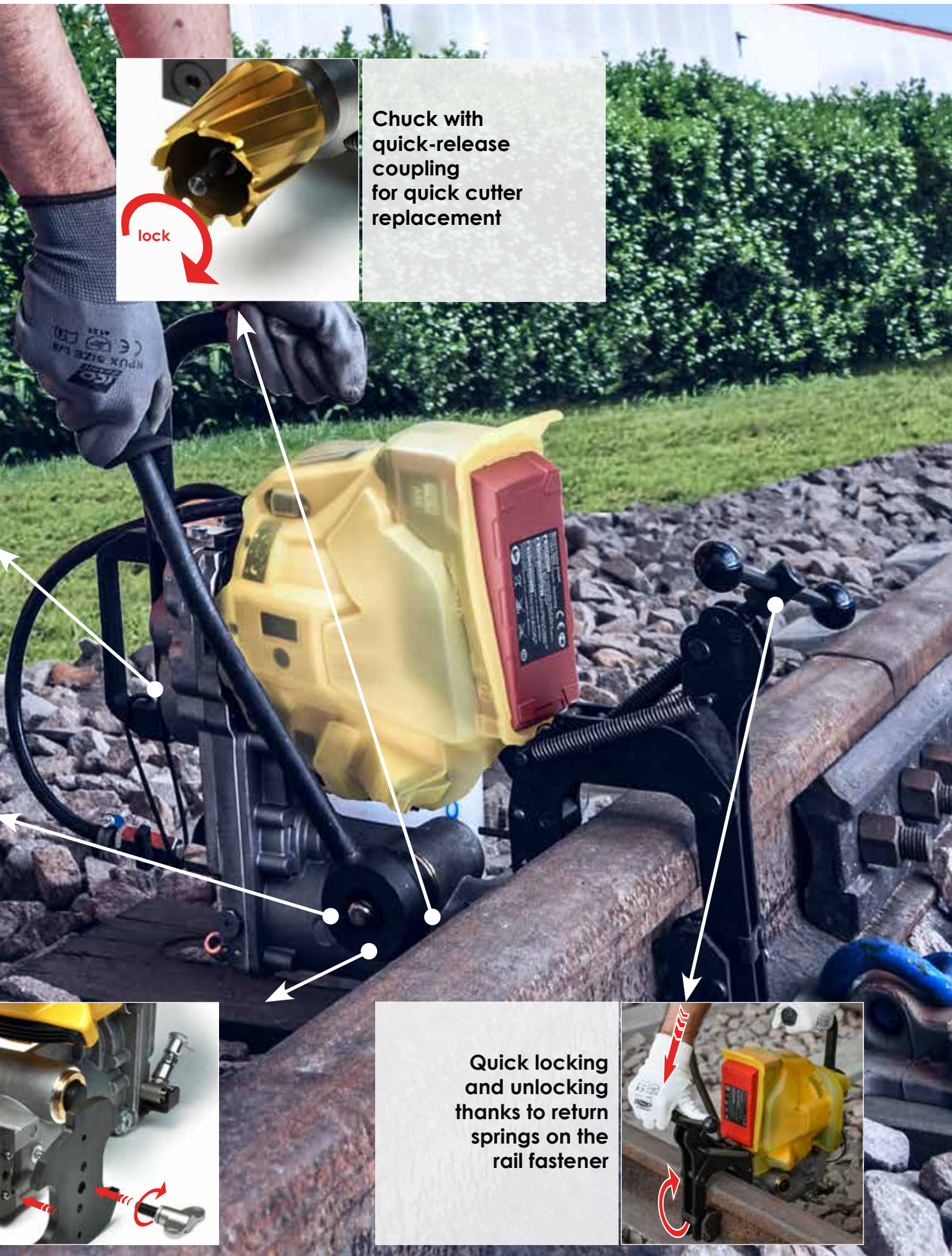


Double-profile jig with quick-release coupling to reduce the accessories and tools you need to carry with you





Chuck with quick-release coupling for quick cutter replacement



Quick locking and unlocking thanks to return springs on the rail fastener



LD-16B-RP

LD is the best solution for rail drilling in all respects: no emission of harmful gases, low noise and vibration impact, high battery efficiency and very high execution speed.





These features make it ideal for working in closed environments, such as tunnels and underground lines, and for night work.

The smart power-reading system acts as a drilling assistant by telling the operator, via the colour of the LED, how to modulate the thrust on the drive lever.

The battery is compatible with the **SD-19BR-RP** sleeper drill and **B70M-P36** pump.



- Complete drilling in less than 60 seconds
- 40 x 19mm holes with one charge
- Battery charging time 60 minutes
- Ingress Protection IP44M
- 36V CEMBRE system
- Brushless motor
- Electronic drill assistant with coloured LED

TYPE	
 PLUG EU	LD-16B-RP
 PLUG UK	LD-16B-RPE
 PLUG 230	LD-16B-RPA
 PLUG 250	LD-16B-RPT

FEATURES

drilling range	Ø 7 ÷ 33 mm
with special spiral bits on rail up to 45 mm thick	Ø 7 ÷ 33 mm
with broach cutters on rail up to 50 mm thick	Ø 13 ÷ 33 mm
max. rail web thickness	50 mm
speed of the shaft without load	260 U/min
power supply	36 V ---
dimensions (LxWxH)	489 x 271 x 485 mm
weight with batteries and over rail clamp DBG-F2	18.9 kg

SALE SETUP

drilling machine	LD-16B-RP
battery x2	CB3662L
battery charger	ASC145-EU
canvas bag for batteries and battery charger	CVB-032
over rail clamp	DBG-F2
accessories kit	✓
coolant unit	SR5000

see ACCESSORIES LD for more details

CASE ON REQUEST

plastic case	VAL-P24
wheeled plastic case	VAL-P24-CS
metal case	VAL-LD

see CASES LD



LD-1P-ECO

Thanks to the power of the KAWASAKI TJ045 motor and the high efficiency ratio of the mechanical transmission, the LD-1P-ECO is the version of the CEMBRE 2-stroke drill that is always ready for use.

- KAWASAKI TJ045 2-stroke motor
- Automatic air opening system on the carburettor
- high power, immediately available
- can be used in all positions



FEATURES

drilling range	Ø 7 ÷ 40 mm
with special spiral bits on rail up to 45 mm thick	Ø 7 ÷ 27.5 mm
with broach cutters on rail up to 50 mm thick	Ø 13 ÷ 40 mm
engine	
petrol	2 cycles
displacement	45.4 cc
fuel mixture ratio	synthetic oil 2% (1:50)
start	by pull chord
clutch	centrifugal with automatic intervention
power	1.4 KW
dimensions (LxWxH)	489 x 261 x 485 mm
weight with over rail clamp DBG-F2	18.9 kg

SALE SETUP

rail drilling machine	LD-1P-ECO
over rail clamp	DBG-F2
accessories kit	✓
coolant unit	SR5000

see ACCESSORIES LD for more details

CASE ON REQUEST

plastic case	VAL-P24
wheeled plastic case	VAL-P24-CS
metal case	VAL-LD

see CASES LD



LD-41P

The HONDA GX035 4-stroke power drill is the green petrol-powered solution. The efficiency of the mechanical transmission enables full power to be transmitted to the cutter shaft. The HONDA GX035 motor can be used in all positions thanks to its special engine oil draining system.

- HONDA GX035 4-stroke motor
- Can be used in all positions
- Limited environmental impact
- Easy motor starting thanks to the automatic decompression system



FEATURES

drilling range	Ø 7 ÷ 40 mm
with special spiral bits on rail up to 45 mm thick	Ø 7 ÷ 27,5 mm
with broach cutters on rail up to 50 mm thick	Ø 13 ÷ 40 mm
engine	
petrol	4 cycles
displacement	35.8 cc
fuel oil/gasoline	unleaded regular grade petrol
start	by rope pull
clutch	centrifugal with automatic intervention
power	1 KW
dimensions (LxWxH)	489 x 261 x 485 mm
weight with over rail clamp DBG-F2	19.5 kg

SALE SETUP

rail drilling machine	LD-41P
over rail clamp	DBG-F2
accessories kit	✓
coolant unit	SR5000

see ACCESSORIES LD for more details

CASE ON REQUEST

plastic case	VAL-P24
wheeled plastic case	VAL-P24-CS
metal case	VAL-LD

see CASES LD



ACCESSORIES KIT

The accessory kits supplied with the drills contain the following items:



	CODE	DESCRIPTION	KIT ACCESSORIES		
			LD-16B-RP	LD-1P	LD-41P
	6001131	guide bit PP1	✓	✓	✓
	6001130	guide bit PP2	✓	✓	✓
	6001132	guide bit PPL1	✓	✓	✓
	6001133	guide bit PPL2	✓	✓	✓
	6001140	spacer DPE	✓	✓	✓
	6001222	external coolant connection adapter ARE	✓	✓	✓
	6001361	gear oil bottle (100 ml)	✓	✓	✓
	6134010	4 mm T-handle Allen key	✓	✓	✓
	6134020	5 mm Allen key	✓	✓	✓
	6134030	6 mm Allen key	✓	✓	✓
	6261310	brush	✓	✓	✓
	6900316	screws M6x16 (4 pcs)	✓	✓	✓
	6900330	screws M6x25 (4 pcs)	✓	✓	✓
	6134057	spark plug key 16			✓
	6134040	spark plug key 19		✓	
	6261300	calibrated measure		✓	
	6004389	grab screw QUICK (2 pcs)	✓	✓	✓
	6004388	transverse threaded pin QUICK	✓	✓	✓
	6003346	wing nut for inserts KPAF M8 (2 pcs)	✓	✓	✓
	6640194	washer Ø 8 mm HLS (2 pcs)	✓	✓	✓

DBG-F2

Over rail clamp for clamping drilling machine to rail web and track fittings. Complete with four terminations:

- **TDB1** for switch blades and confined spaces
- **TDB3** for re-drilling existing holes in rails for subsequent application of electrical connections and for additional special applications
- **TDB6** for UIC60 rail

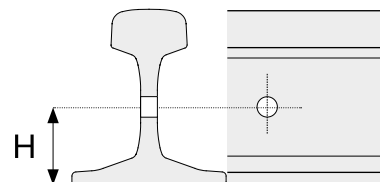


MPAF

Templates for positioning rail drills **MPAF** on rails and contragons.

Easy to install thanks to a design that facilitates correct positioning on the drill. They interface with the **SPA** positioning brackets.



MPAF



TYPE	RAIL	H mm
MPAF-46UNI	46E4 (ex 46 UNI)	62,5
MPAF-48SA	48 kg/m South Africa	66
MPAF-5D	45E2 (ex DSB45)	61
MPAF-50E2T1	50E2T1 (ex EB63T)	67,5
MPAF-50UNI	50E5 (ex 50UNI)+49E1 (ex S49)	62,5
MPAF-57SA	57 kg/m South Africa	70
MPAF-EB50	50E2 (ex EB50)	67,5
MPAF-R65	R65 Germany	78,5
MPAF-S41	40E1, 41E1 (ex S41 R10 & R14)	59,5
MPAF-S54	54E3 (ex S54)	64
MPAF-STR40	Str40 (conductor rail)	42
MPAF-SJ50	50E3 (ex BV50)	67
MPAF-U33	46E2 (ex U33)	62,5
MPAF-U50	50E6 (ex U50)+50E1 (ex U50E)	66
MPAF-UIC60	60E1 (ex UIC60)	76,25
MPAF-UIC54	54E1 (ex UIC54)	70
MPAF-VST36	VST36	55

KPAF

Unlike standard templates for positioning rail drills, **KPAF** kits have a double profile that enables positioning of the drill on two different types of rail by simply rotating the inserts fixed on the sides of the front plate.



Consult us for other applications.

GUIDE BITS AND ADAPTERS

Accessories required for drilling groove rails.

GUIDE BIT	ACCESSORIES NEEDED
	guide bit PPL1, PPL2*
CYL	
	adapter PPDF2 + guide bit PFA1
CY	
	adapter PFAD2 for U33 rail
PE	

*supplied with LD drills

DBG-LF2

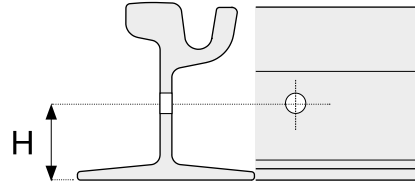
Over rail clamp for clamping the drill to girder rails. Use the **DBG-LF2** device in place of the DBG-F2 supplied with the drilling machine, for positioning the machine on girder rails. Complete with the termination **TDB7**.

It also allows the correct securing of the drill:

- in a horizontal position for drilling holes for mechanical and electrification joints
- in a vertical position for drilling drainage holes

**MPAF**

Positioning jigs on groove rails for drilling at a fixed height on both sides of the rail:



TYPE	RAIL	H mm
MPAF-35G	54G1, 54G2, 55G1, 55G2 (35GP)	59
MPAF-NP4AM	62R1, 62R2 (NP4AM)	73
MPAF-RI55NK-56.5	RI55	56,5
MPAF-RI60N	RI60N	73

CYL long cutters must be used with these jigs.

**GUIDE BITS AND ADAPTERS**

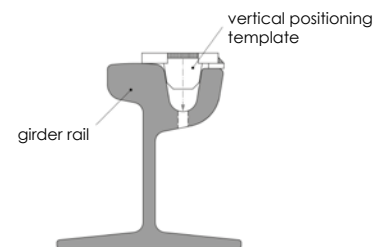
Accessories required for drilling groove rails.

GUIDE BIT	ACCESSORIES NEEDED
CYL	guide bit PPL1, PPL2*
CY	adapter PPDF2 + guide bit PFA1
PE	adapter PFAD2 for U33 rail

*supplied with LD drills

MPAS

This template allows the correct vertical positioning to drill girder rails for water discharge.



TYPE	RAIL
MPAS-35G-GP	54G1, 54G2, 55G1, 55G2 (35GP)
MPAS-41GP13	41GP13
MPAS-SEI70G	SEI70G
MPAS-RI60N	59R1, 59R2, 60R1, 60R2 (RI60N)

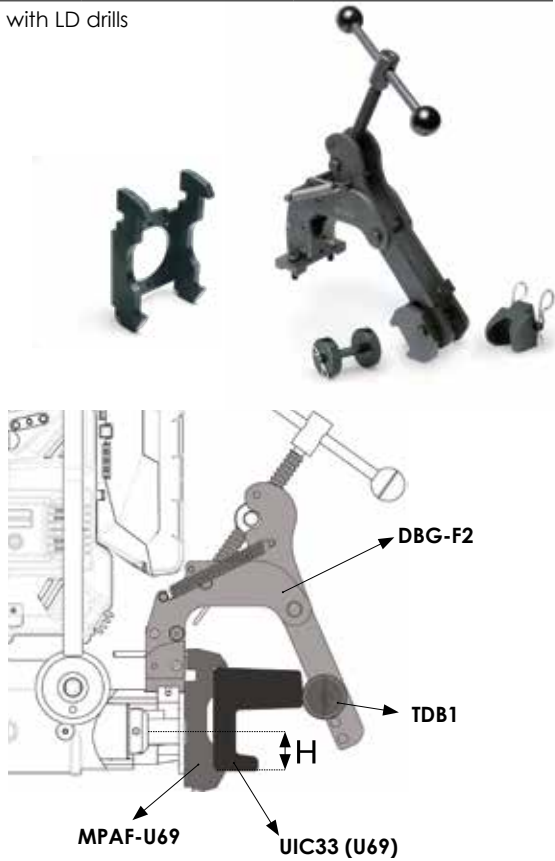


DBG-F2 + MPAF-U69

Solution for boring the rail free from constraints.

TYPE	RAIL	H mm
DBG-F2*		-
MPAF-U69	U69 (UIC33)	35
TDB1*	U69 (UIC33)	-

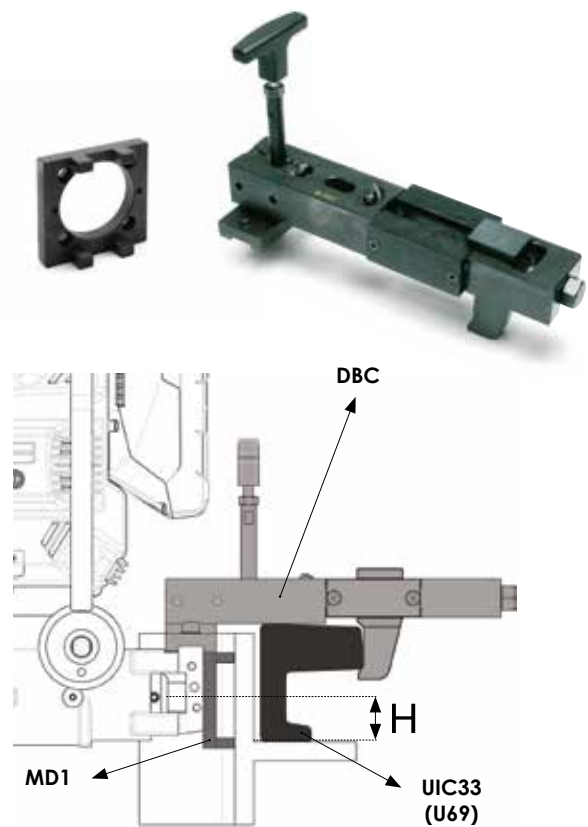
*supplied with LD drills



DBC + MD1

Rail drilling solution already installed on-site.

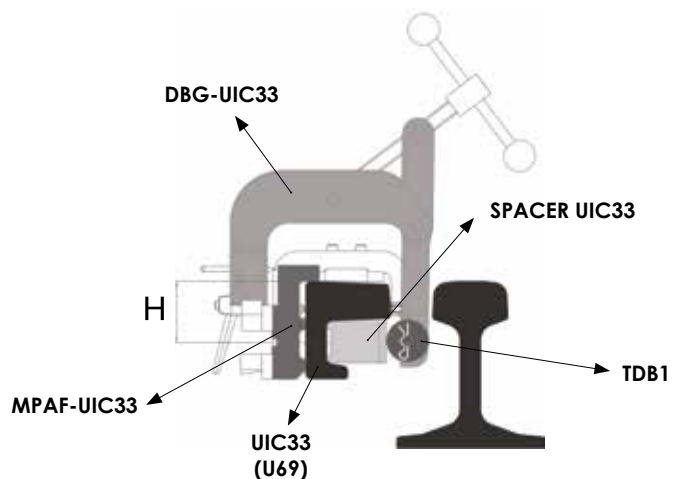
TYPE	RAIL	H mm
DBC		-
MD1	U69 (UIC33)	35



DBG-UIC33 + MPAF-UIC33

Solution for drilling the rail in situ in the presence of installed rail.

TYPE	RAIL	H mm
DBG-UIC33		-
MPAF-UIC33	U69 (UIC33)	35
SPACER UIC33	U69 (UIC33)	-



DBG-AY + MPAF-CRO

The solution to positioned the drill on the crocodile rail.

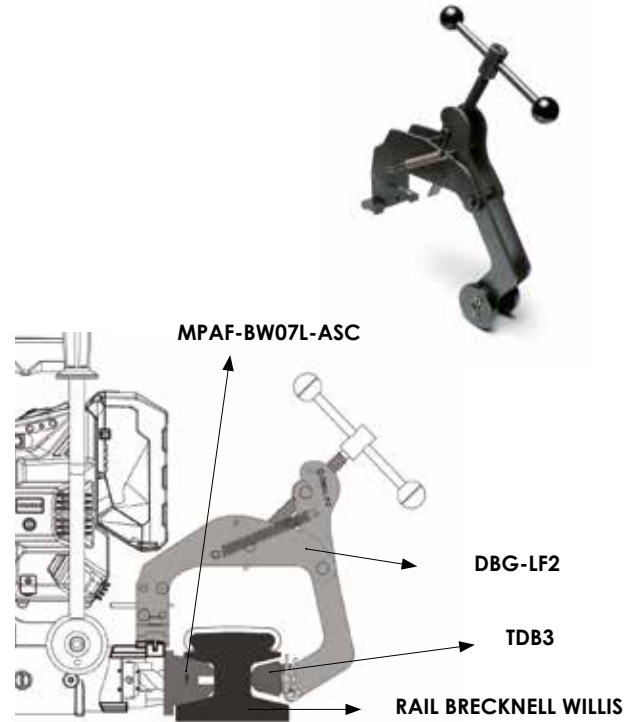
TYPE	RAIL	H mm
DBG-AY	-	-
MPAF-CRO	crocodile	26
TDB2	-	-




MPAF-BW07L-ASC

The solution to positioned the drill on the conductor rail.

TYPE	RAIL	H mm
DBG-LF2	-	-
MPAF-BW07L-ASC	Brecknell Willis	42.5
TDB3	-	-



DBF

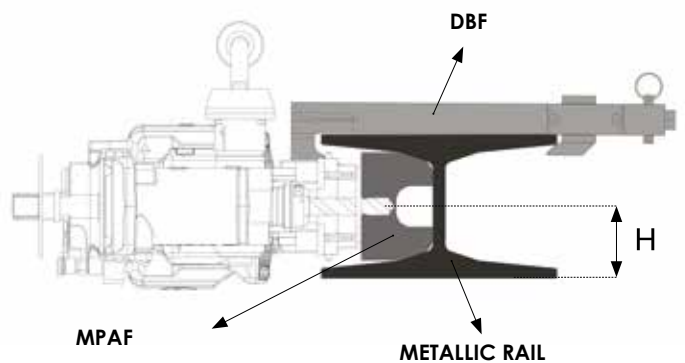


Track blocking support for drilling metal bearing tracks with gauges:

- MPAF-230X140** for rail 230x140
- MPAF-250X120** for rail 250x120

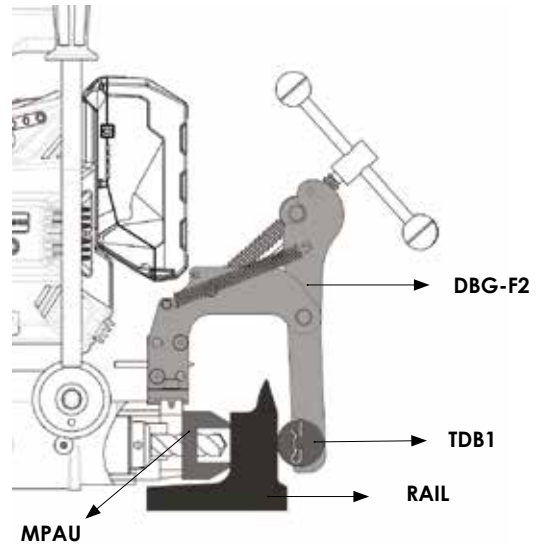
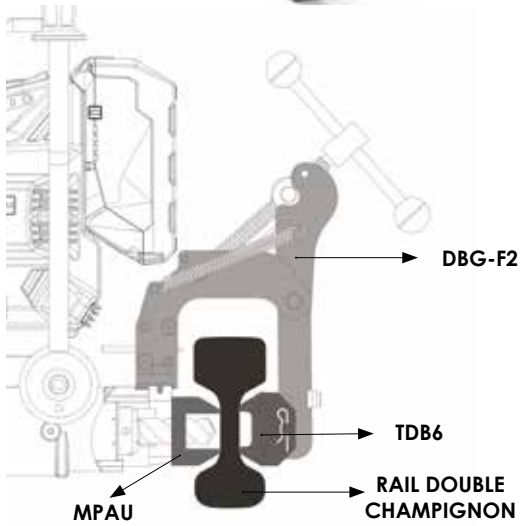
Add **PFAD2** drill extension for track 250x120.

TYPE	METALLIC RAIL	H mm
DBF	-	-
MPAF-230X140	230 x 140	70
MPAF-250X120	250 x 120	60
PFAD2	-	-



MPAU

Universal templates for other kinds of rails or for special applications (positioning not automatic).



SPA/2-HSB

Suitable to adjust the drilling height to be used in combination with **MPAU** template.



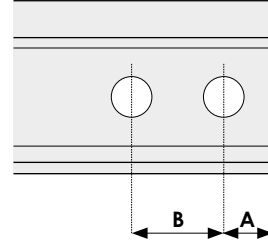

MPDU

Universal templates for other kinds of rails (adjustable positioning).



SPA + MRF

Positioning connecting plates to be used in conjunction with the **MPAF** positioning templates for a centre-to-centre distance, established in the Railway board standards.

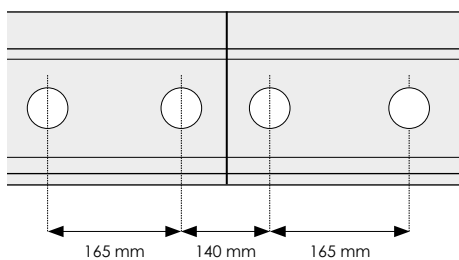


TYPE	APPLICATION	A mm	B mm
SPA/1FR/U50UIC60	UIC60 + U50	60	230
SPA/1FR/V52	V52	68	128
SPA/2-55E1	55E1	57,5	217,5
SPA-EST46	46UNI	67,5	207,5
SPA-S4954UIC60CF	S49 + S54 + UIC60	46	211
SPA-UIC54E-60	UIC54	65	265
SPA-UIC60-EB50	UIC60 + 50E2 (ex EB50)	75	215
SPA-V52	V52	128	268

Consult us for other applications.

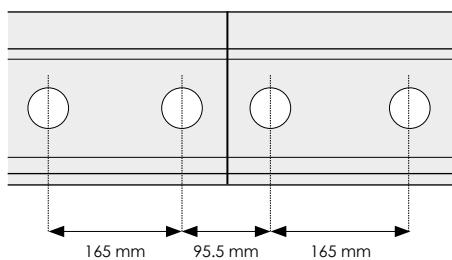
MRF-DB-UIC60-V

Positioning clamp for mechanical joints.
Allows easy positioning thanks to the marking of the centre line, for drilling 4 holes at predetermined distances.



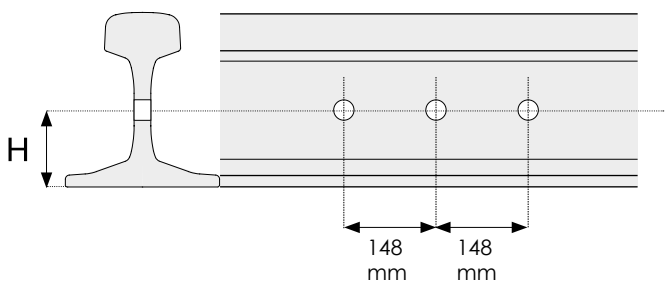
MRF-DB-UIC60-N

Positioning clamp for mechanical joints.
Allows easy positioning thanks to the marking of the centre line, for drilling 4 holes at predetermined distances.



MRFT-SR-A

Positioning jig for axle counter gauge fixing holes, with hole centre distances of 148 mm.
Rail foot clamping allows the jig to remain in place during train passage.
Compatible with CEMBRE MPAF and MPSR jigs.
Check with CEMBRE which one is most suitable for your application.



TYPE	RAIL	H mm
MPSR-50T-64	50E2 (50T)	64
MPSR-UIC60-85	60E1 (UIC60)	85
MPSR-BS70A-53	BS70A	53
MPSR-UIC54-63	54E1 (UIC54)	63
MPSR-46UNI-64	46E4 (46UNI)	64
MPSR-UIC54-68	54E1 (UIC54)	68
MPSR-UIC54-72	54E1 (UIC54)	72
MPSR-UIC60-74	60E1 (UIC60)	74
MPSR-UIC60-68	60E1 (UIC60)	68
MPSR-S54-63	54E3 (S54)	63
MPSR-S54-68	54E3 (S54)	68
MPSR-S49-64	49E1 (S49)	64
MPSR-37JP-53	JIS 37KG	53
MPSR-50JP-63	JIS 50KG N	63
MPSR-100LB-RE-64	100LB RE	64
MPSR-R65-94	R65	94
MPSR-AS60-68	AS60	68
MPSR-AS53-64	AS53	64
MPSR-50JP-70	JIS 50KG N	70
MPSR-50JP-82	JIS 50KG N	82
MPSR-40JP-65	JIS 40KG N	65
MPSR-40JP-69	JIS 40KG N	69

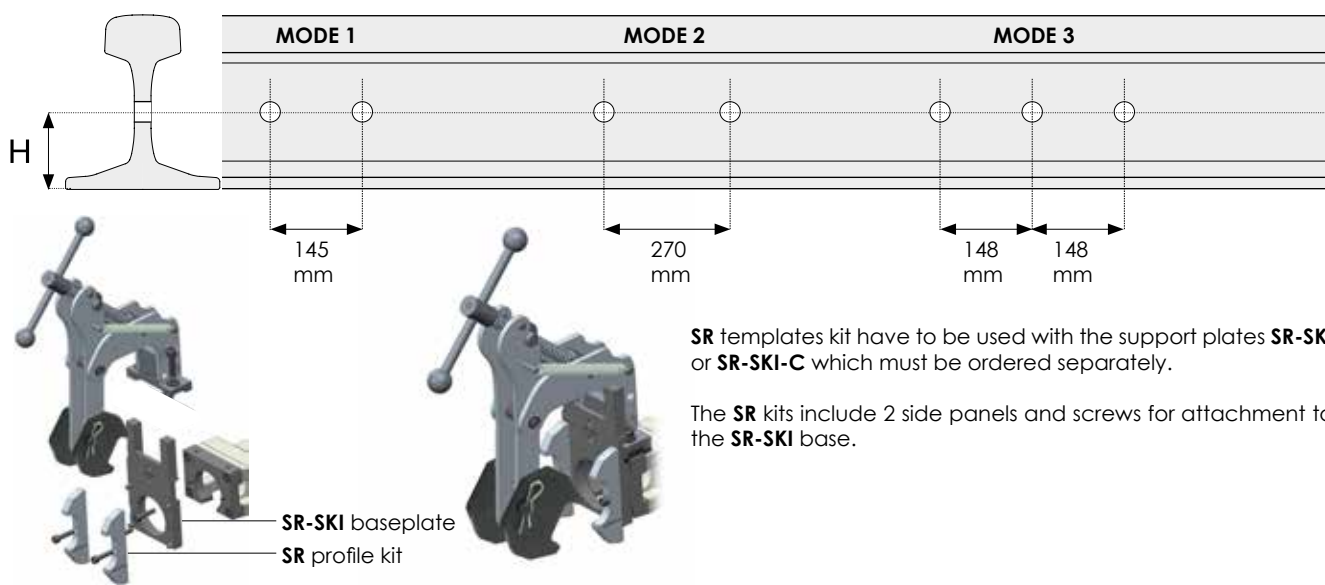
MRF-SR-SFA + SR-SKI + SR



Positioning clamp for drilling holes for the installation of wheel sensors.

This clamp is installed on the rail head and can be used in 3 modes, which correspond to 3 different sensor models:

- **MODE 1:** 2 holes at a distance of 145 mm
- **MODE 2:** 2 holes at a distance of 270 mm
- **MODE 3:** 3 holes at a distance of 148 mm



SR templates kit have to be used with the support plates **SR-SKI** or **SR-SKI-C** which must be ordered separately.

The **SR** kits include 2 side panels and screws for attachment to the **SR-SKI** base.

RAIL DRILLING

PROFILE KIT	RAIL	H mm
SR-UIC60-74	60E1 (ex UIC60)	74
SR-UIC60-85	60E1 (ex UIC60)	85
SR-S49	49E1 (ex S49)	62,5
SR-S54-67.5	54E3 (ex S54)	67,5
SR-BS95RBH-58.5	BS95RBH	58,5
SR-S49-64	49E1 (ex S49)	64
SR-S41	40E1 (ex S41)	59,5
SR-S41-58	40E1 (ex S41)	58
SR-UIC54-72.5	54E1 (ex UIC54)	72,5
SR-UIC54	54E1 (ex UIC54)	70
SR-UIC54-71.5	54E1 (ex UIC54)	71,5
SR-UIC54-74.5	54E1 (ex UIC54)	74,5
SR-BS113A-72.25	56E1 (ex BS113A)	72,25
SR-XA-52.5	35E1 (ex Xa)	52,5
SR-46UNI-58.5	46E4 (ex 46UNI)	58,5
SR-46UNI-64	46E4 (ex 46UNI)	64
SR-S41-51.5	40E1 (ex S41)	51,5
SR-UIC60-85.5	60E1 (ex UIC60)	85,5
SR-S41-62.5	40E1 (ex S41)	62,5
SR-VA71B-74	VA71B	74
SR-VA71B-85	VA71B	85
SR-UIC60-81	60E1 (ex UIC60)	81
SR-50E2T1-64	50E2T1	64
SR-50E2-64	50E2	64
SR-R50	R50 / (P50)	68,5
SR-S60CN-89	S60 (Cina)	89
SR-UIC60-68	60E1 (ex UIC60)	68
SR-S54-63	54E3 (ex S54)	63
SR-AS60-83.5	AS60	83,5

PROFILE KIT	RAIL	H mm
SR-UIC54-68	54E1 (ex UIC54)	68
SR-60E1T2-85	60E1T2	85
SRT-UIC60	60E1 (ex UIC60)	85,9
SRT-S49	49E1 (ex S49)	63
SRT-S54	54E3 (ex S54)	68
SRT-115RE-86.5	115 RE	82,5
SRT-132RE-86.5	132 RE	95
SRT-119RE	119 RE	87
SRT-136RE	136 RE	100
SRT-141AB-86.5	141 AB	103
SRT-127DY	127 DY	92
SRT-133RE	133 RE	93,5
SRT-100ASCE	100 ASCE	60,5
SRT-105DY	105 DY	66,5
SRT-112RE	112 RE	82,5
SRT-140RE	140 RE	100
SRT-100RE	100 RE	66,5
SRT-100ARA-A	100ARA-A	66,5
SR-S49-73.3	49E1 (ex S49)	73,3
SR R65-86.5	R65	86,5
SR R65-2-93.5	R65	93,5
SR-60KG/M-89	-	89
SR-U33-57	46E2 (ex U33)	57
SR-U50-61	50E6 (ex U50)	61
SR-UIC54-63	54E1 (ex UIC54)	63
SR-BS113A-65	56E1 (ex BS113A)	65
SR-JIS50-71.5	JIS50N	71,5
SR-NP46-62.25	NP46	62,25

CY



The new **CY** broach cutter family is made by CEMBRE and has been specifically designed for optimum use with CEMBRE rail drilling machines. CY type cutters are suitable for drilling Steel rail quality grades 700-900-1100 (UIC 860.0).

Fitted with a Quick push/turn shank, the CY family has an original cutting geometry and an additional coating of Titanium Nitride (TiN) with high hardness and low friction to improve both the cut surface finish and corrosion resistance, while staying sharper for longer. With these characteristics, the performance of CEMBRE CY broach cutters easily surpasses that of the previous A and A-L types, by providing:

- more holes per single broach cutter
- drilling time definitively lower
- better cut surface finish



TIN COATED SHORT BROACH CUTTERS		GUIDE BIT*
Ø mm	TYPE	TYPE
13	CY130	PP1
13,5	CY135	
16	CY160	
17	CY170	
18	CY180	
19	CY190	
20	CY200	
21	CY210	
22	CY220	
23	CY230	
24	CY240	PP2
25	CY250	
26	CY260	
27	CY270	
28	CY280	
29	CY290	
30	CY300	
32	CY320	
33	CY330	

max. drilling thickness 25 mm



TIN COATED LONG BROACH CUTTERS		GUIDE BIT*
Ø mm	TYPE	TYPE
14	CY140L	PPL1
16	CY160L	
17	CY170L	
18	CY180L	
19	CY190L	
20	CY200L	
21	CY210L	
22	CY220L	
23	CY230L	
24	CY240L	
25	CY250L	PPL2
26	CY260L	
27	CY270L	
28	CY280L	
29	CY290L	
30	CY300L	
32	CY320L	
33	CY330L	

max. drilling thickness 50 mm

*supplied with LD drills


PE

Using **PE** bits guarantees optimum performance during the drilling operation. The semi-automatic lubrocooling system, reduces friction and eliminates heat build up during the drilling operation.

All bits allow drilling of thicknesses up to 45 mm.



TiN COATED BITS		ADAPTER
Ø mm	TYPE	TYPE
7	PE70	APED70
8	PE80	APED80
9	PE90	APED90
9,5	PE95	APED95
10	PE100	APED100
12	PE120	APED120
13	PE130	APEDW130
13,5	PE135	APEDW135/165
	PE135C	
14	PE140	
16	PE160	

BITS		ACCESSORIES
Ø mm	TIPO	TIPO
17	PE170	
18	PE180	DPE*
19	PE190	
21	PE210	
22	PE220	

*supplied with LD drills


PE-AR

Twist drill bit for steel rails with minimum tensile strength up to 1100 N/mm² (UIC 860.0).

All PEAR twist drill bits are designed for use with the SR5000 cooling system and will drill a wall thickness of up to 45 mm.



APED adapter,
to be ordered separately

TiAIN COATED BITS		ADAPTER
Ø mm	TYPE	TYPE
13	PE130AR	APEDW130
13,5	PE135AR	APEDW135/165
17	PE170AR	
19	PE190AR	DPE*
21	PE210AR	
24	PE240AR	
27,5	PE275AR	

*supplied with LD drills

VAL-P24

Plastic carrying case for rail drills. Accommodates the complete drill together with the clamping device and accessories.



FEATURES

dimensions (LxWxH)	754 x 458.5 x 484.5 mm
weight	9.2 kg

SR5000/CS-P24

Support for coolant unit **SR5000**.



VAL-P24-CS

Case with wheels and folding handle.



FEATURES

dimensions (LxWxH)	754 x 458.5 x 484.5 mm
weight	9.2 kg

VAL-LD

Metal case for holding both the drill fitted with the **DBG-F2** clamping device and the **DBSN** clamping device and the **VAL-MPA-E** accessory case.



FEATURES

dimensions (LxWxH)	595 x 345 x 467 mm
--------------------	--------------------

VAL-LD-L

Metal case for holding the drill fitted with the **DBG-LF2** clamping device (for groove rails).



FEATURES

dimensions (LxWxH)	653 x 366 x 455 mm
--------------------	--------------------

VAL-MPA

Suitable for storage of drilling templates, cutters and accessories



FEATURES

dimensions (LxWxH)	390 x 355 x 52 mm
--------------------	-------------------

VASCO5000-3LT



Lubrocooler concentrate 3 litre.

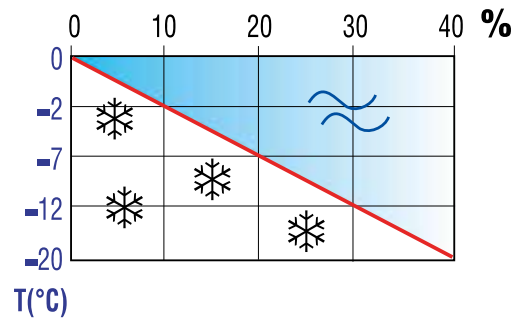
Biodegradable product of vegetable origin, to be watered down in the percentage 95% water, 5% oil, will provide a white colour mixture very effective for drilling operations with no heating of the rail or the drilling machine.

V11



Antifreeze concentrate 3 litres.

Added to the lubro cooling mixture with the right percentage will maintain the lubrocooling mixture fluid (see table) in negative temperature conditions.



MSC

Tool for collecting metallic swarf following drilling operations.



SK9038



Countersink conical flaring for unalloyed steels, with ergonomic handle in two component material.

- Ø max. 38 mm
- 90° head angle
- 6-edged head

THE ONLY AUTOMATIC CUTTING-OFF MACHINE IN THE WORLD!

ROBOKATTA® enables automatic rail cutting thanks to the **innovative oscillation system integrated in the arm**.


Once started, the cut-off machine moves autonomously until it switches off automatically at the end of the rail cut.

The electronic control system stops the machine in the event of an overload and notifies the operator to clean/replace the filters and drive belt.


The radio-controlled stopping device increases the **safety** of this cut-off machine .

With this product, CEMBRE confirms its focus on **risk reduction to protect rail maintenance workers**.


CEMBRE RDS cut-off machines are the only ones that accept both 350 mm and 400 mm abrasive cutting discs thanks to their innovative variable speed drive system.



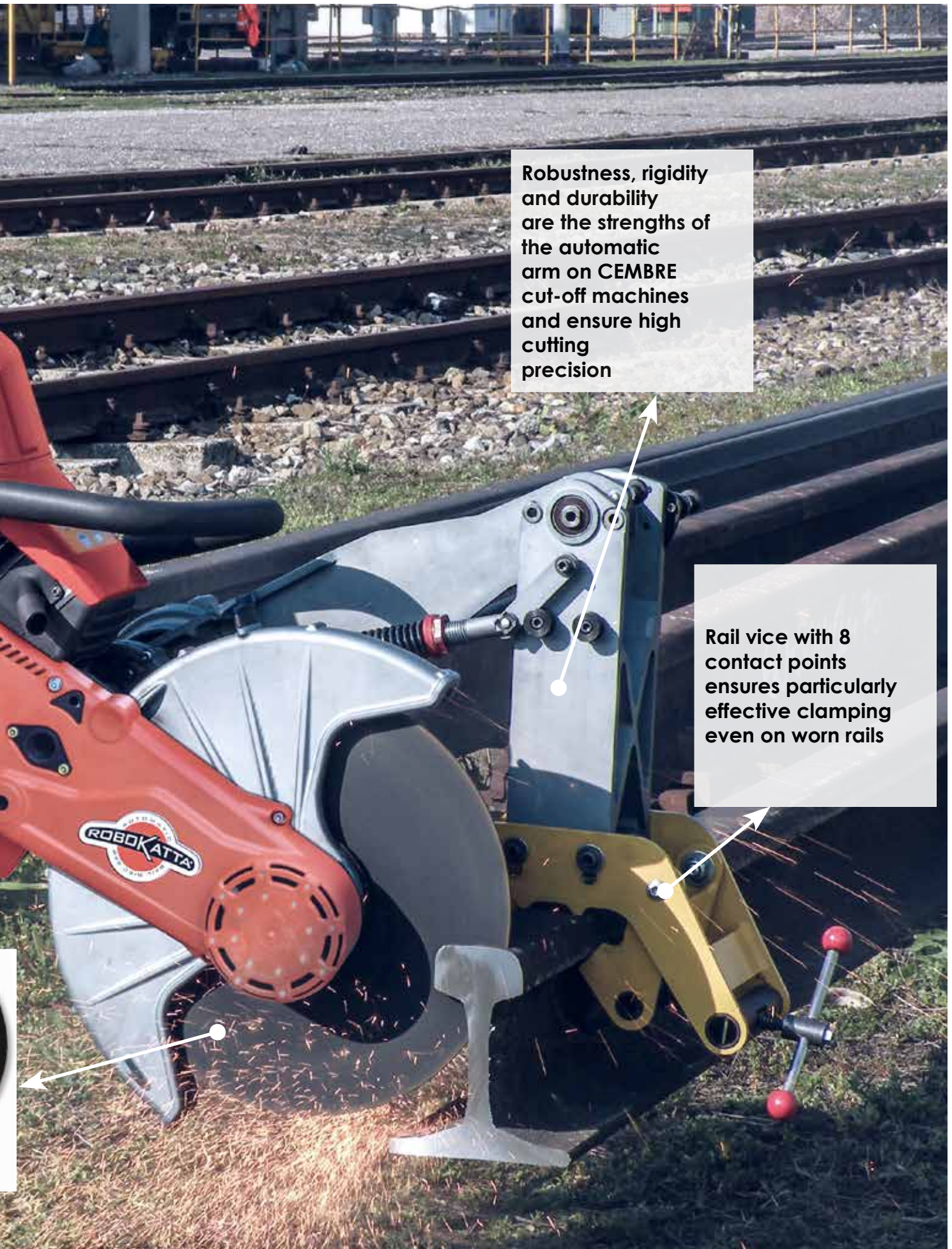
Dual air filtration system to limit the ingress of micro-dust and keep the engine running efficiently at all times



Speed control device that optimises disk performance for lower power consumption



Compatible with 350 mm and 400 mm high-performance discs with 1" and 7/8" centring



Robustness, rigidity and durability are the strengths of the automatic arm on CEMBRE cut-off machines and ensure high cutting precision

Rail vice with 8 contact points ensures particularly effective clamping even on worn rails

RDS-14PN-AA

- For VIGNOLE rails
- Equipped with an accelerator lock to enable automatic cutting
- Automatic remote shut-down by radio control at the end of the cut
- Variable speed drive and pulley for automatic speed setting during cutting to optimise cutting time and disc consumption
- Automatic arm with mechanical transmission for correct oscillation and load management on the rail
- Compatible with **SA-RDS** manual arm
- Available in the CUT-OFF version with automatic arm **RDSC-14PN-AA**

**FEATURES RDS-14PN**

cutting disc	Ø 350/400 mm
disc support shaft	Ø 25.4 mm
engine	
petrol HUSQVARNA	2 cycles
tank capacity	1.25 l
electronic start	5 stage air filter
power supply	7.9 HP (5,8 kW) / 8400 rpm
dimensions (LxWxH)	790 x 280 x 460 mm
weight	21.7 kg

SALE SETUP

rail disc saw	RDS-14PN
automatic support arm	AA-RDS
1x cutting disc (355 1")	CRDL4181
auxiliary switching device	✓
accessories	✓

see ACCESSORIES RDS

CASE ON REQUEST

robust wooden case for the rail saw	VAL-RDS
robust wooden case for the automatic arm	VAL-AA-RDS

see CASES RDS

RDS-20PN-SA

- Can be used with 350 mm and 400 mm discs without the need for adjustment
- Robust and high temperature resistant drive belt
- Not compatible with automatic arms
- Available in the CUT-OFF version with manual arm **RDSC-20PN-SA**

**FEATURES RDS-20PN**

cutting disc	Ø 350/400 mm
disc support shaft	Ø 25.4 mm
engine	
petrol HUSQVARNA	2 cycles
fuel tank capacity	1.25 l
electronic start	5 stage air filter
power supply	7.9 HP (5,8 kW) / 9750 rpm
dimensions (LxWxH)	790 x 280 x 460 mm
weight	19.6 kg

SALE SETUP

rail disc saw	RDS-20PN
automatic support arm	SA-RDS
1x cutting disc (355 1")	CRDL4181

CASE ON REQUEST

robust wooden case for the rail saw	VAL-RDS
-------------------------------------	----------------

see CASES RDS



C-REX

C-REX

For ROBOKATTA® best performance use CEMBRE **C-REX** cutting discs. Fibreglass reinforced abrasive disc specifically designed for cutting all types of rail in railway applications.



CENTERIGN SHAFT DIAMETER	Ø DISC	TYPE
25,4 mm (1")	355 mm (14")	CRDL4381
	406 mm (16")	CRDL6401
22,2 mm (7/8")	355 mm (14")	CRDL4387
	406 mm (16")	CRDL6407

Consult us for ROBOKATTA® version equipped with 22.2 mm (7/8") diameter disc support shaft

SA-RDS



Support arm for cutting rails in manual mode for VIGNOLES rails. Consisting of two strong and rigid aluminium connecting rods, it allows cutting precision and longevity. The vice is equipped with 8 points to allow firm clamping to the rail even when the rail head is worn. Support arm for cutting rails in manual mode



SAY1-RDS



Support arm for cutting rails in manual mode for GROOVE rails. Consisting of two strong and rigid aluminium connecting rods, it allows cutting precision and longevity. The vice is equipped with 8 points to allow firm clamping to the rail even when the rail head is worn. Support arm for cutting rails in manual mode



KY1-RDS



Replacement vice for **AA-RDS** and **SA-RDS** arms, suitable for fixing on groove rails.



SSR1

Stabiliser suitable for safely cutting short lengths of rail or stabilising the end of rails that are not supported during cutting.



VAL-RDS

Robust wooden case for storage of the CEMBRE rail saw **RDS-14PN** or **RDS-20PN**.

To facilitate transport and protect the rail saw, support arms **SA-RDS** or **SAY1-RDS** and accessories from accidental knocks and dirt.



dimensions (LxWxH)	1.000x390x550 mm
weight	12 kg

VAL-AA-RDS

Robust wooden case for storage of the automatic arms **AA-RDS** or **AAY1-RDS**.



dimensions (LxWxH)	910x434x428 mm
weight	7.2 kg

VERTICAL AND HORIZONTAL WORK



Dual accelerator for convenient use in both vertical and horizontal positions



Reverse gear with easy engagement

CEMBRE **NR** impact wrenches feature an ergonomic handle that balances the weight of the tool on the operator's arms, either horizontally or vertically.

The power generated by the motor is efficiently converted by the reduction gear to provide high torque to the ram.

Particularly suitable for all **railway applications requiring fast screwing/unscrewing** of mechanical parts, even those damaged by atmospheric agents.



Shock absorber bearings between handlebars and machine and between motor and machine



Rollbar for motor protection in case of accidental falls



Extremely compact oil-bath gearbox for efficiency and mechanical strength



High-inertia ram capable of releasing any mechanical grip

NR-25B



The CEMBRE **NR-25B** impact wrench expands the range of **battery-operated equipment for permanent way applications**, thus offering a valid alternative to petrol-driven machines.




An **extremely practical and eco-friendly choice**, specifically designed for railway applications.

It can be used both in portable mode and in combination with the **CS-EU** support trolley with the aid of the specific interface KIT.

The double charger allows you to charge both batteries at the same time in 120 minutes.

With **2700 Nm of torque** and **dual drive** for vertical and horizontal use, the NR-25B is the most powerful and versatile impact wrench in the industry.

The **IP44M rain proofing** and **vibration damping** system make it a safe solution that guarantees high performance.

TYPE	
 PLUG EU	NR-25B
 PLUG UK	NR-25BE
 PLUG 230	NR-25BA

FEATURES

maximum torque	2700 Nm
power supply (brushless motor)	36 V \equiv
dimensions (LxWxH)	728 x 437 x 307 mm
weight with batteries	21.1 kg

SALE SETUP

impact wrench	NR-25B
2x 36V - 8 Ah batteries	CB3680L
battery charger	ASC145DUO-UE
3x retaining springs 47-57 mm	CLIP-NR
retaining spring 57-67 mm	CLIP-NR57

ACCESSORIES ON REQUEST FOR CS-EU

interface kit for vertical use	KCS-NR25
interface kit for horizontal use	KHOR-NR25

CASE ON REQUEST

metal for bolt tightening machine	VAL-NR-25B
plastic for bushing with mould	VAL-P20
protective cover	027-NR

see CASES NR



NR-11P

Equipped with a powerful and easy-to-maintain 2-stroke motor. The shape of the tank makes the best use of space, ensuring a higher than standard capacity and, consequently, range. The accelerator is equipped with a safety system so that it can only be used if it is firmly gripped. The decompression valve allows the motor to be started easily. The ram unit is immersed in shock-absorbing grease which protects against impact wear, while the lip seal perfectly retains the grease inside the body. Equipped with 5-level power reducer.



SCREWING/UNSCREWING

FEATURES

engine	2 cycles, forced-air cooled, single cylinder	
displacement	55 cc	
fuel tank capacity	1.2 l	
fuel mixture ratio	Synthetic oil 1:50	
revolution (idle)	2800 U/min ± 200	
revolution (loaded, impact)	7000 U/min	
revolution (non loaded, max)	11500 U/min	
ignition	digital	
spark plug type	ACTIVE MR80	
carburettor	diaphragm	
impact unit	square driver size	25.4 mm (1")
	fastening torque range	2500 Nm
mandrel speed	bolt Ø up to 33 mm	1300 U/min
dimensions (LxWxH)	640 x 431 x 274 mm	
weight	19.2 kg	

SALE SETUP

impact wrench	NR-11P
3x retaining springs 47-57 mm	CLIP-NR
retaining spring 57-67 mm	CLIP-NR57
accessories kit	✓

ACCESSORIES ON REQUEST FOR CS-EU

interface kit for vertical use	KCS-NR
interface kit for horizontal use	KHOR-NR

see CASES NR

CASE ON REQUEST

metal for bolt tightening machine	VAL-NR
plastic for bushing with mould	VAL-P20
protective cover	027-NR

see CASES NR

NR-13E

Equipped with electric motor. The accelerator is equipped with a safety system so that it can only be used if it is firmly gripped. A filter is mounted on the power cable to protect the machine and the operator from possible electrical shocks caused by disturbances in the mains to which it is connected.

The ram unit is immersed in shock-absorbing grease which protects against impact wear, while the lip seal perfectly retains the grease inside the body.

**FEATURES**

motor	single phase electric	
supply voltage	220 ÷ 230 V / 50 Hz	
power rating	3 kW	

impact unit	square driver size	25,4 mm (1")
	fastening torque range	2500 Nm

dimensions (LxWxH)	640 x 431 x 274 mm	
weight	21 kg	

SALE SETUP

impact wrench	NR-13E
3x retaining springs 47-57 mm	CLIP-NR
retaining spring 57-67 mm	CLIP-NR57

ACCESSORIES ON REQUEST FOR CS-EU

interface kit for vertical use	KCS-NR25
interface kit for horizontal use	KHOR-NR25

see ACCESSORIES NR

CASE ON REQUEST

metal for bolt tightening machine	VAL-NR
-----------------------------------	---------------

see CASES NR



SOCKETS

The sockets **W** for CEMBRE impact wrench are designed for typical applications in the railway sector. Thanks to the 1" interface, they are compatible with all commonly used portable impact wrench for rail maintenance.



SQUARE SOCKETS

TYPE	DIMENSION mm
W21X21	21 x 21 (20 UNI)
W24X24	24 x 24 (22 UNI)
W26X26	26 x 26



RECTANGULAR SOCKETS

TYPE	DIMENSION mm
W21X28	21 x 28 (24 UNI)
WR21X28	21 x 28 (24 UNI) with reduced external diameter



HEXAGONAL SOCKETS

TYPE	DIMENSION mm
W32	32
W36	36
W46	46
WL38	38 long
WL39	39 long
WL41	41 long
WL44	44 long

EXTENSION

TYPE	DIMENSION mm
XT100	100 mm

JOINT

TYPE	DIMENSION mm
SJ1"	1"



RETAINING SPRINGS

TYPE	DIMENSION mm
CLIP-NR	retaining spring 47-57 mm
CLIP-NR57	retaining spring 57-67 mm

KCS-NR

KCS-NR interface kit for **vertical** use of the impact wrenches **NR-11P & NR-13E** with support trolley **CS-EU**.



KCS-NR25

KCS-NR25 interface kit for **vertical** use of the battery impact wrench **NR-25B** with support trolley **CS-EU**.



KHOR-NR

KCS-NR interface kit for **horizontal** use of the impact wrenches **NR-11P & NR-13E** with support trolley **CS-EU**.



KHOR-NR25

KCS-NR25 interface kit for **horizontal** use of the battery impact wrench **NR-25B** with support trolley **CS-EU**.



VAL-NR

Metal case for storage of the impact wrenches **NR-11P & NR-13E** and **VAL-P20** accessories box.

**VAL-NR-25B**

Metal case for storage of the battery impact wrench **NR-25B** and **VAL-P20** accessories box.

**VAL-P20**

Plastic box for storage of sockets and accessories.

**027-NR**

Protection cover for impact wrench.



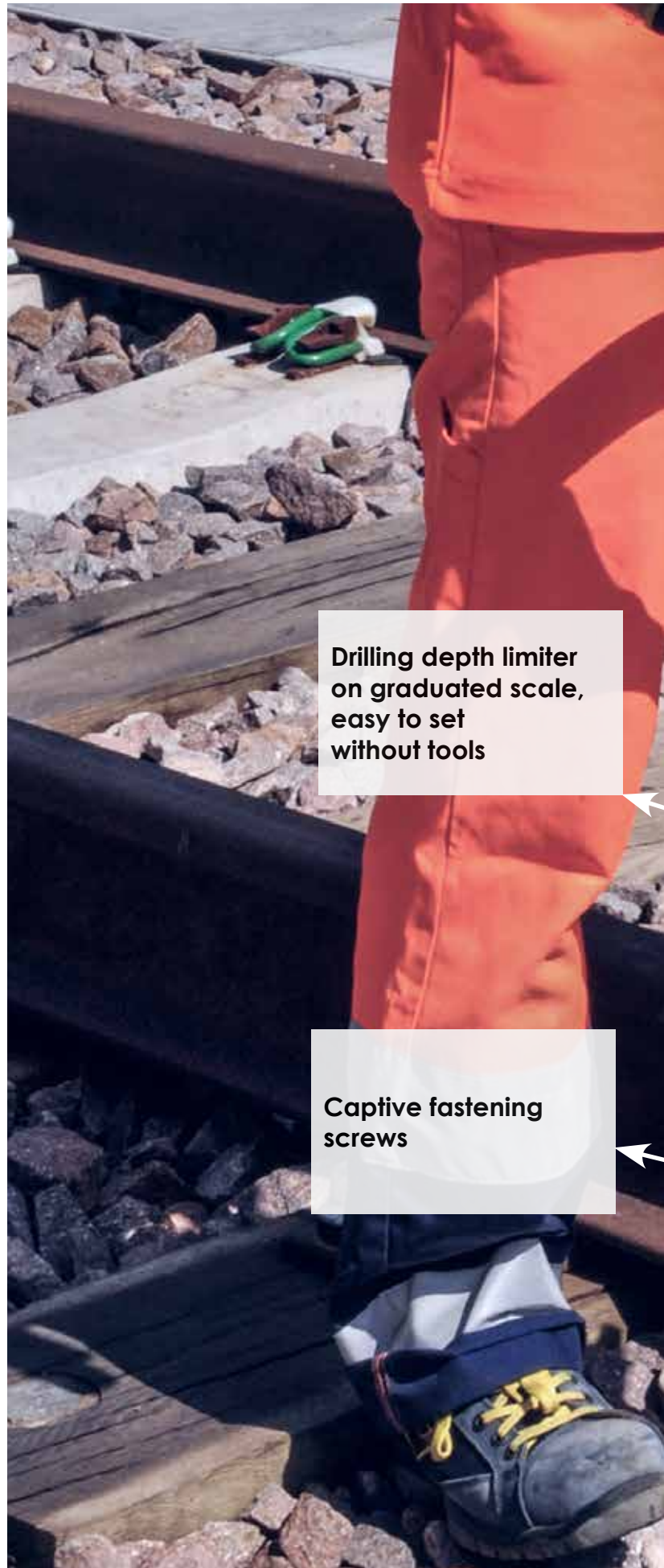
SLEEPER DRILL

CEMBRE **SD** sleeper drills feature an ergonomic and balanced handle, which ensures a firm, yet comfortable and balanced grip during use and transport.

The quick bit release allows the operator to instantly disconnect the tool from the sleeper in an emergency.

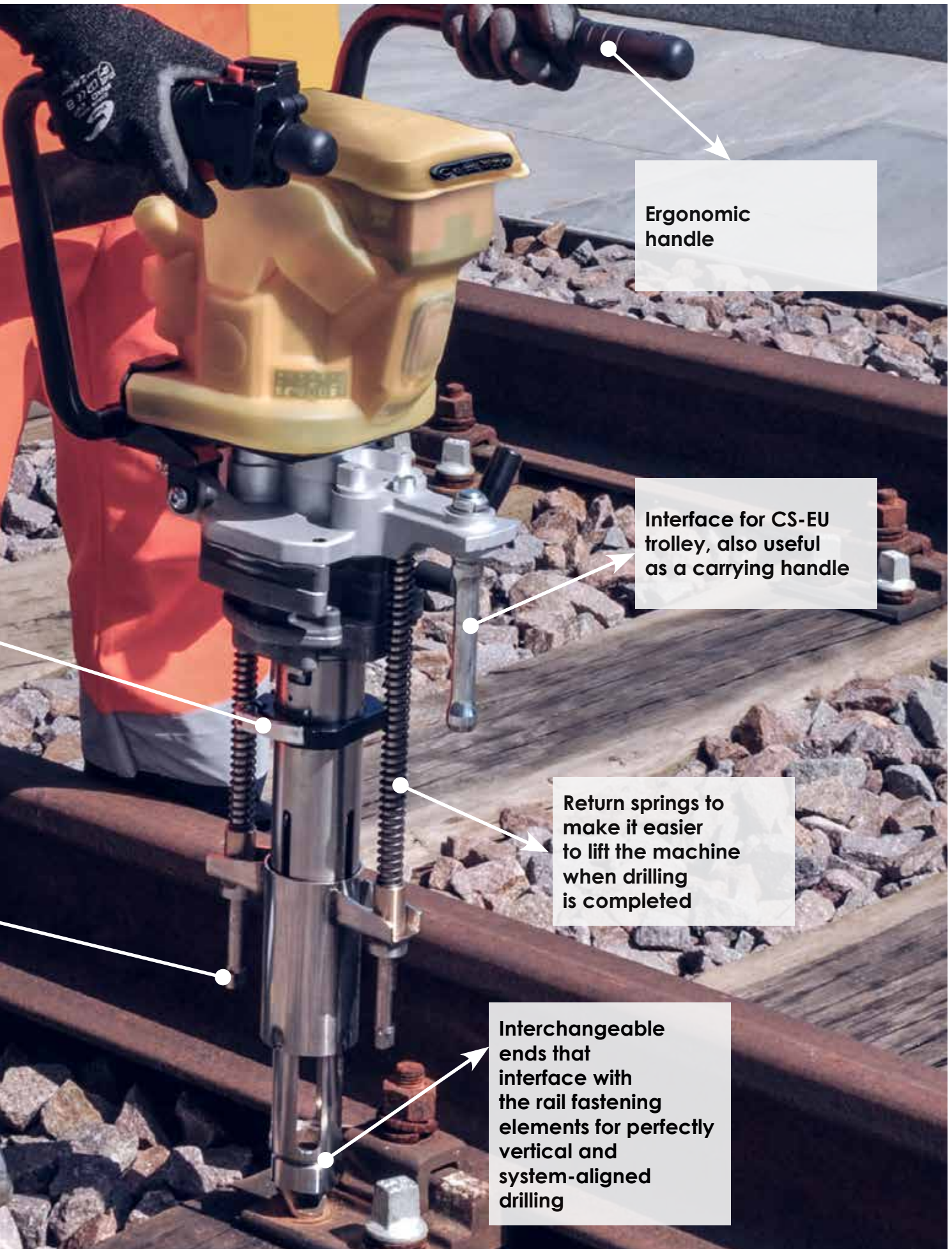
The bit is fully protected, providing maximum safety for the operator.

SD sleeper drills are suitable for even intensive drilling of various wood materials, such as spruce and tropical woods, commonly used in the railway industry.



Drilling depth limiter on graduated scale, easy to set without tools

Captive fastening screws



Ergonomic handle

Interface for CS-EU trolley, also useful as a carrying handle

Return springs to make it easier to lift the machine when drilling is completed

Interchangeable ends that interface with the rail fastening elements for perfectly vertical and system-aligned drilling

SD-19BR-RP





Designed to have the best power-to-weight ratio when drilling wooden sleepers, the **SD-19BR-RP** has a low acoustic impact, low vibration level and, above all, no harmful gas emissions, making it ideal for working in closed environments (tunnels, under-ground lines, ...) and for night work.

The electronic reverse function makes it easy to release the bit if it should accidentally become jammed during drilling.

Electronic power control prevents overloads, optimises consumption and preserves the battery by extending its life. The battery is compatible with the **LD-16B-RP** drill and the **B70M-P36** pump.

- 100 holes with one battery
- Electronic reverse function
- 60 minutes to fully charge the battery
- Brushless motor
- 2 batteries supplied
- Ingress Protection IP44
- CEMBRE 36V system
- Compatible with **CS-EU** trolley



TYPE	
	SD-19BR-RP
	SD-19BR-RPE
	SD-19BR-RPA
	SD-19BR-RPT



FEATURES

max drilling range	200 mm
rated no load speed n_0 (spindle)	700 rpm
brushless electric motor	36 V =
dimensions (LxWxH)	412 x 320 x 935 mm
weight	17.4 kg

SALE SETUP

sleeper drilling machine	SD-19BR-RP
2x 36V - 6.2Ah batteries	CB3662L
battery charger	ASC145-EU
mobile guard	PRM-UN
guard nozzle	TPM200-26N
canvas bag	CVB-032

ACCESSORIES & CASE ON REQUEST

spindle	MND1
metal case	VAL-SD
protection cover	026-SD



SD-9P-ECO

Equipped with a KAWASAKI TJ045 2-stroke motor, **SD-9P-ECO** features long battery life, allowing you to work non-stop for long periods.

- Easy-start KAWASAKI TJ045 2-stroke motor
- Compatible with **CS-EU** trolley



FEATURES	
max drilling range	200 mm
rated no load speed n_0 (spindle)	700 rpm
displacement	45.4 cc
power	1.4 kW
fuel	2% mixture (1:50)
starting	rope pull with automatic rewind
dimensions (LxWxH)	413,5 x 316 x 892 mm
weight	19.1 kg

SALE SETUP	
sleeper drilling machine	SD-9P-ECO
mobile guard	PRM-UN
guard nozzle	TPM200-26N
accessories kit	✓

ACCESSORIES & CASE ON REQUEST	
spindle	MND1
metal case	VAL-SD
protection cover	026-SD



SD-15PR-ECO

The KAWASAKI TJ053 2-stroke motor on the **SD-15PR-ECO** drill offers great power, making it suitable for use in heavy-duty applications such as drilling tropical woods or composite sleepers.

The reverse rotation function makes it easy to release the bit if it should accidentally become jammed during drilling.

- Easy-start KAWASAKI TJ053 2-stroke motor
- Mechanical reverse function
- Compatible with **CS-EU** trolley



FEATURES

max drilling range	200 mm
rated no load speed n_0 (spindle)	700 rpm
displacement	53.2 cc
power	2 kW
fuel	2% mixture (1:50)
starting	rope pull with automatic rewind
forward/reverse selector	enables easy
dimensions (LxWxH)	413.5 x 316 x 892 mm
weight	19.1 kg

SALE SETUP

sleeper drilling machine	SD-15PR-ECO
mobile guard	PRM-UN
guard nozzle	TPM200-26N
accessories kit	✓

ACCESSORIES & CASE ON REQUEST

spindle	MND1
metal case	VAL-SD
protection cover	026-SD



DRILL BITS



PV drill bits are designed to achieve high performance in combination with the CEMBRE sleeper drill.

The sharpness of the cutting edge and the shape of the threaded lead nut ensure efficiency and range for the machines and encourage the drill to advance during drilling.

Ø mm	TYPE
10	PV100
13	PV130
14	PV140
16	PV160
17	PV170
18	PV180
19	PV190
20	PV200
21	PV210
22	PV220
25	PV250
28	PV280

MND1



Optional chuck with quick coupling and automatic drill bit locking.

Interchangeable with the standard **MND** chuck, it is suited to fit DIS. FS 7874 bits, with coupling shank Ø16 mm and length 325 mm according to: CAT. 744 / PROG. 490 - 491 - 492 - 493

PRM-UN

Compatible with CEMBRE sleeper drills engine and battery powered



PRM-U/TPM-N

Adaptor suitable to use new TPM-N on PRM-U previous version.



TPMN

Ends compatible with SD sleeper drills equipped with standard PRM-UN protection. The left-handed thread prevents unscrewing of the end cap during use and transport.



TYPE	DRILL BIT Ø mm	HOLE PLATE Ø mm
TPM100-18N	10	18
TPM170-24N	17	24
TPM190-24N	19	24
TPM190-26N	19	26
TPM200-26N	20	26
TPM200-26LN*	20	26
TPM220-26N	22	26
TPM250-31N	25	31
TPM280-34N	28	34

* long type

VAL-P6

Plastic case (214 x 382 mm) for storing the drill bits and standard accessories supplied with the machine.
This case can be stored inside the drilling machine case **VAL-SD**.



026-SD

Protection cover for sleeper drilling machine.



CS-EU



Designed to provide maximum support for operators when drilling sleepers and/or tightening or loosening mechanical elements such as tree-nails or bolts.

The **CS-EU** trolley enables the safe support of **NR** impact wrenches and **SD** sleeper drills during use or transport.

The insulated wheels do not interfere with the track circuits while their shape allows the trolley to run on turnouts and switches without hindrance.

The adjustable gas spring allows very precise adjustment of the support arm.

Lightweight, can be dismantled into 4 pieces, easily transportable and suitable for moving other equipment on the **PSCS-EU** support surface.

- Self-braking wheels
- Equipped with braked wheels
- Adjustable gas spring
- 360° rotating arm
- Can be dismantled into 4 pieces



FEATURES

dimensions	
length	1561 mm
minimum height	568 mm
maximum height	900 mm
weight	
without counterweight carriage	18 kg
of counterweight carriage	8.5 kg
bar	3.5 kg



FLANGED WHEEL

allowing the trolley to operate on level crossing.



BALANCING CARRIAGE

with two dedicated housing:

- for impact wrench sockets and drill bits of the sleeper drilling machine
- to counterbalance any extensions

KLE

Extensions allow the impact wrench or sleeper drilling machine to be used in areas further away from the rail-mounted trolley. Extensions must be used with **KPC-CS1** counterweight on balancing carriage to maintain stability and operator safety.

**EXTENSIONS**

KLE6-CS	length 15 cm
KLE32-CS	length 32 cm
KLE43-CS	length 58.5 cm

PSCS-EU

support base

**KPC-CS1**

Weights kit. is positioned on the counterweight carriage to balance the weight of drills or impact wrench mounted on the support trolley (we recommend the use of these when the extensions are mounted).



RHTD270



Hydraulic nut cutting head for cutting hexagonal nuts from 16 mm to 27 mm; equipped with a quick coupling for connection to a pump with 700 bar operating pressure. The head is very useful in Electric Traction re-placement work as it can be easily used on the following contact line parts:

- normal I 621 isolator bracket for load-bearing cables
- attachments for registration arms to the bracket
- attachment of the bracket to the pole
- attachment of the tie rod to the bracket
- u-bolt clamps for track ropes and shaped wire

APPLICATION RANGE OF TOOLS TYPE RHTD & B-TD				
TOOLS	HEXAGONAL NUTS		SQUARE NUTS	
RHTD270 B-TD270	16	M 10	17	M 10
	17	M 10	19	M 12
	18	M 12	22	M 14
	19	M 12	24	M 16
	21	M 14	27	M 18
	22	M 14		
	24	M 16		
	27	M 18	27	M 18

FEATURES

hexagonal splitting nuts	16 mm (M10)
to	27 mm (M18)
working pressure	700 bar
weight	1,76 kg

SALE SETUP

head	RHTD270
plastic case	VAL-P4

RHTD410T



Hydraulic nut cutting head for cutting hexagonal nuts from 27 mm to 41 mm; equipped with a quick coupling for connection to a pump with 700 bar operating pressure. The head is particularly useful in track maintenance work as it can release severely oxidised fasteners on 'K' rail couplings in a single operation and in a matter of seconds.

FEATURES

hexagonal splitting nuts	27 mm (M10)
to	41 mm (M18)
working pressure	700 bar
weight	4.9 kg

SALE SETUP



head	RHTD410T
plastic case	VAL-P4

APPLICATION RANGE OF TOOLS TYPE RHTD & B-TD				
TOOLS	HEXAGONAL NUTS		SQUARE NUTS	
RHTD410T B-TD410T	27	M 18	27	M 18
	30	M 20	30	M 20
	32	M 22	32	M 22
	34	M 22	34	M 24
	36	M 24	36	M 27
	41	M 27		

B-TD270

Battery-powered hydraulic tool, suitable for cutting hexagonal nuts from 16 mm to 27 mm.



TYPE	
 PLUG EU	B-TD270
 PLUG UK	B-TD270E
 PLUG 230	B-TD270A
 PLUG 230	B-TD270T

FEATURES

hexagonal splitting nuts	16 mm (M10)
	to 27 mm (M18)
working pressure	700 bar
weight	5,5 kg





SALE SETUP

tool	B-TD270
batteries x2	CB1852L
battery charger	ASC55-EU
shoulder strap	✓
canvas bag	CVB-030

B-TD410T

Battery-powered hydraulic tool, suitable for cutting hexagonal nuts from 27 mm to 41 mm.



TYPE	
 PLUG EU	B-TD410T
 PLUG UK	B-TD410TE
 PLUG 230	B-TD410TA
 PLUG 230	B-TD410T-T

FEATURES

hexagonal splitting nuts	27 mm (M18)
	to 41 mm (M27)
working pressure	700 bar
weight	8,8 kg

SALE SETUP

tool	B-TD410T
batteries x2	CB1852L
battery charger	ASC55-EU
shoulder strap	✓
canvas bag	CVB-030



PCM-2P

The **PCM-2P** machine allows the easy insertion or removal of two **Pandrol E-CLIP*** clips simultaneously, thanks to the powerful Honda 4-stroke motor that feeds the hydraulic pump. The machine consists of four components that can be easily assembled without tools and is therefore always ready for use.

Consists of:

- pump unit
- clamp unit
- trolley
- balancing rod

Only the operator, by means of the mechanical control, can operate the machine cycle, thus guaranteeing completely controlled and safe work during all operational phases.

Thanks to the hydraulic system that can be split and shared between versions, the machine is also compatible with the Pandrol E-CLIP* clip removal clamp unit.

- Can be put together without tools
- Intuitive and quick adjustments
- HONDA GX200 4-stroke motor



FEATURES

application range	suitable for insertion/extraction of the PANDROL E-CLIP* on standard gauge sleepers (1435 mm)
developed force (single clamp)	29.000 N
engine	HONDA GX200 UT-SMCR OH 4 cycles, overhead valve, single cylinder
displacement	196 cm ³
power	4.3 kw
fuel	unleaded regular grade petrol
dimensions (LxWxH)	1400 x 850 x 1900 mm
weight complete machine	123 kg
weight pump unit	55 kg
weight clamp unit	48 kg
weight carriage	15 kg
weight 3 rd wheel bar	5 kg

SALE SETUP

machine	PCM-2P
accessories kit	✓

ON REQUEST

protective cover	019-PCM
manometer	MPC6

*Pandrol E-CLIP is a trademark of Pandrol

insertion



extraction

PCM-2P/FC

The **PCM-2P/FC** machine allows the easy insertion or removal of two **Pandrol FASTCLIP*** clips simultaneously, thanks to the powerful Honda 4-stroke motor that feeds the hydraulic pump. The machine consists of four components that can be easily assembled without tools and is therefore always ready to use.

Consists of:

- pump unit
- clamp unit
- trolley
- balancing rod



Only the operator, by means of the mechanical control, can operate the machine cycle, thus guaranteeing completely controlled and safe work during all operational phases.

Thanks to the hydraulic system that can be split and shared between versions, the machine is also compatible with the Pandrol FASTCLIP* clip removal clamp unit.

- Can be put together without tools
- Intuitive and quick adjustments
- HONDA GX200 4-stroke motor

FEATURES

application range	suitable for insertion/extraction of the PANDROL FASTCLIP* on standard gauge sleepers (1435 mm)
developed force (single clamp)	29.000 N
engine HONDA GX200 UT-SMCR OH	4 cycles, overhead valve, single cylinder
displacement	196 cm ³
power	4,3 kw
fuel	unleaded regular grade petrol
dimensions (LxWxH)	1470 x 875 x 2000 mm
weight complete machine	140 kg
weight pump unit	55 kg
weight clamp unit	65 kg
weight carriage	15 kg
weight 3 rd wheel bar	5 kg

SALE SETUP	
machine	PCM-2P/FC
accessories kit	✓

ON REQUEST	
protective cover	019-PCM
manometer	MPC6

*Pandrol FASTCLIP is a trademark of Pandrol

insertion



extraction



CBL02-W



Head torch ideal for any indoor or outdoor activity requiring localised lighting and freedom of action, the **CBL02-W** head torch is equipped with a touch sensor allowing operation even whilst wearing gloves. The light intensity can be modulated via the dimmer function helping to preserve battery life. The **CBL02-W** is a versatile head torch adjustable by means of an elastic band to fit work helmets of various sizes. Supplied with USB charging cable and charger.

FEATURES

type	lumen Front / Flashlight	duration Front / Flashlight	energy class	magnetic support	charging method	degree of protection	operating temperature range	body material	lamp material	dimensions (LxWxH) mm	weight gr
CBL02-W	400/80	3/5 h	A++	No	USB/Wirless	IP54	-10/+40°C	ABS+PC	PC	78x39x36	105

CBL07



Portable spotlight for large work environments. The diffused light emitted by the CBL07 spotlight enables the illumination of large areas. Light, practical and sturdy, this spotlight is quick to install. The power bank function allows small devices to be charged via the USB output, useful for emergency situations. Supplied with charger.

FEATURES

type	lumen Front / Flashlight	duration Front / Flashlight	energy class	magnetic support	charging method	degree of protection	operating temperature range	body material	lamp material	dimensions (LxWxH) mm	weight gr
CBL07	3000/1500	3/6 h	A+	No	power plug	IP65	-10/+40°C	ABS	PC	277x213x86	1400

FOR OTHER TYPES AND SIZES OF LAMPS ASK CEMBRE FOR THE COMPLETE CATALOGUE

OVERHEAD CATENARY SOLUTIONS



FTGW

The innovative connector is unique in that it allows a new contact wire to be attached and, at the same time, joined to a worn one.

This is possible thanks to the specific profile of the connector, which avoids the time-consuming and difficult manual operation of tapering the new wire, providing the train pantograph with a uniform and seamless running area. The use of these connectors also minimises working times.

In addition to laboratory tests, operational trials have shown that the connector made with **FTGW** performs well both on lines up to 180 km/h and on lines at lower speeds with high current draw (lines on slopes).






TYPE	TORQUE RATIO	GROOVED CONTACT WIRE			
		SECTION mm ²	Ø mm	REFERENCE STANDARD	MATERIAL
FTGW100	65 Nm	100	12	EN50149 type AC-100	Cu
FTGW120		120	12.9	UNEL 70611-71	Cu
			13.2	EN50149 type AC-120	Cu - CuAg 0.1
FTGW150	150	14.5	EN50149 type BC-150	Cu	

B500-TFC



The **B500-TFC** is a cordless tool that can be operated with one hand. Suitable for cutting profiled contact wires, on electrified traction systems. The tool in combination with **MFC** series cutting dies ensures a perfectly perpendicular wire cut without deforming the profile, allowing for correct and easy installation of full traction connectors.

- balanced tool for greater control
- Head rotates 180° for ease of operation in confined spaces.
- Fitted with a maximum pressure valve.
- Automatic return of dies after completion of the cut.
- Automatic return can be stopped at any time to ease positioning.
- Extremely quiet, minimal vibration.
- Durable moulded body offering high resistance to wear and damage in all operating conditions.
- New Li-Ion 18V 2Ah High Power battery.
- The battery is equipped with LED indicators to show the remaining battery life at any time by pressing the adjacent button.
- Supplied in a robust plastic case to accommodate the tool and all the accessories.
- Operating temperature: -15 to +50°C

TYPE	
 PLUG EU	B500-TFC
 PLUG UK	B500-TFCE
 PLUG USA	B500-TFCA

FEATURES

dimensions (LxWxH)	298 x 93 X 382 mm
width (locking handle closed)	382 mm
width (locking handle open)	93 mm
weight	5 kg

SALE SETUP

tool	B500-TFC
batteries x2	CB1852L
battery charger	ASC55-EU
USBCable	✓
should strap	✓
plastic case	VAL-TFC

FOR THE CORRECT CHOICE OF CUTTING DIES TO USE, SEE PAGE 77

HT-TFC

Two-speed manually operated hydraulic tool suitable for cutting shaped wires for overhead contact lines.

The tool in combination with **MFC** series cutting dies ensures a perfectly perpendicular wire cut without deforming the profile, allowing for correct and easy installation of full traction connectors.



FEATURES

dimensions	
length	373 mm
width (locking handle closed)	159 mm
width (locking handle open)	257 mm
weight	3,6 kg

SALE SETUP

tool	HT-TFC
plastic case	VAL-P17

RH-TFC

Hydraulic contact wire cutting head suitable for cutting shaped wires for overhead contact lines.

The head in combination with **MFC** series cutting dies ensures a perfectly perpendicular wire cut without deforming the profile, allowing for correct and easy installation of full traction connectors.

To operate it, it must be combined with a 700 bar hydraulic pump.



FEATURES

operating pressure	700 bar
dimensions	
length	196 mm
width (locking handle closed)	159 mm
width (locking handle open)	257 mm
weight	3,1 kg

SALE SETUP

head	RH-TFC
plastic case	VAL-P15

FOR THE CORRECT CHOICE OF CUTTING DIES TO USE, SEE PAGE 77


MFC

A wide range of dies is available to cut most profiled contact wires or stranded conductors. In combination with the TFC series of tools, these cutting dies ensure a perfectly perpendicular wire cut without deforming the profile, allowing for correct and easy installation of full traction connectors.

Contact wire cut with a traditional cutter



Contact wire cut with the CEMBRE hydraulic tools



PROFILE	TYPE	CONTACT WIRE TYPE
A	MFC-AC80	AC80-EN50149
A	MFC-AC100	AC100-EN50149
A	MFC-AC107	AC107-EN50149
A	MFC-AC120	AC120-EN50149
A	MFC-BC107	BC107-EN50149
A	MFC-BC120	BC120-EN50149
A	MFC-BC150	BC150-EN50149
A	MFC-BF100	BF100-EN50149
A	MFC-BF107	BF107-EN50149
A	MFC-BF120	BF120-EN50149
A	MFC-BF150	BF150-EN50149
A	MFC-137BS	137-BS23
A	MFC-161BS	161-BS23
A	MFC-193BS	193-BS23
A	MFC-FD100	FD100-OBB
A	MFC-FD120	FD120-OBB
A	MFC-100RUS	100 mm ² GOST R 55647
B	MFC-D7.5-S	Cu/Steel conductor
B	MFC-D10.8	Cu or Al Round rod Ø 10.8 mm
B	MFC-D14.5	Cu or Al Round rod Ø 14.5 mm
B	MFC-D16.1	Cu or Al Round rod Ø 16.1 mm



AD-GW

The **AD-GW** device speeds up Electric Traction technicians' in-line work when applying full traction connectors to the contact wire (wire joint clamps) and eliminates the "snags" associated with this type of work.

It is supplied complete with the **HC-GW** device for adjusting grooved contact wire.



SALE SETUP

device	AD-GW
adjusting device	HC-GW



MSGW

The mechanical straightening device for profiled contact wires allows the easy and continuous straightening of the most common sizes of wires for example: 100 - 120 - 150 mm².



FEATURES

dimensions (LxWxH)	431 x 234 x 290 mm
weight	6.8 kg

ON REQUEST

bracket for fixing to pole	KA-MSGW
----------------------------	----------------

MSGW-3D

Straightening die sets to be used with **ECW-H3D** hydraulic head. By a combination of the calibrated profile of these dies and the high compression force of the press head, good results in correcting localised misshaping of the wire may be obtained, with only one operation. The head can be connected to a hydraulic pump with a working pressure of 700 bar max.



TYPE	CONDUCTOR SIZE mm ²
MSGW-100-3D	100
MSGW-120-3D	120
MSGW-BC150-3D	150
MSGW-110CN4/0-3D	110 - 4/0 AWG
MSGW-2/0AWG-3D	2/0 AWG
MSGW-335MCM-3D	335 MCM



N/1

N/1

ELECTRICAL CONNECTORS AND CABLE GLANDS

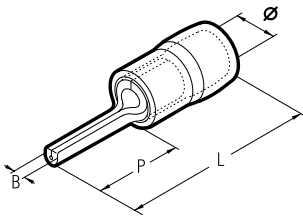


RKY BKY GKY

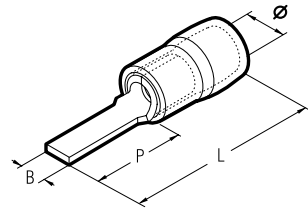


'KY' type terminals are designed to offer improved mechanical and electrical integrity under heavy-duty application. This is achieved via a Copper sleeve located between the Copper barrel and Polyamide insulation of the terminal. Then, during crimping, the insulation of the conductor is integrated around the crimp due to the Copper sleeve being deformed around it to maintain the level of 'grip' required in applications subject to continuous mechanical vibrations (e.g: mobile plant, vehicles, moving components). The operating temperature range is - 20 to + 105°C (Surge + 110°C).

pin terminals



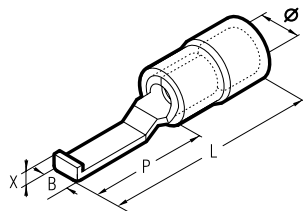
blade terminals



Conductor Size sqmm (AWG)	Type	Dimensions mm				Quantity Box/Bag
		Ø	B	P	L	
0,25÷1,5 (22÷16)	RKY-P8	4,5	1,9	9,0	19,8	3.000/100
	RKY-P10	4,5	1,9	10,0	20,8	3.500/100
	RKY-P12	4,5	1,9	12,0	22,8	3.000/100
1,5÷2,5 (16÷14)	BKY-P8	5,2	1,9	9,0	19,8	3.000/100
	BKY-P10	5,2	1,9	10,0	20,8	3.000/100
	BKY-P12	5,2	1,9	12,0	22,8	3.000/100
4÷6 (12÷10)	GKY-P14	7,0	2,8	14,0	27,0	1.000/100

Conductor Size sqmm (AWG)	Type	Dimensions mm				Quantity Box/Bag
		Ø	B	P	L	
0,25÷1,5 (22÷16)	RKY-PP12	4,5	3,0	13,0	23,8	3.000/100
	RKY-PP12/19	4,5	2,0	18,0	28,8	3.000/100
	RKY-PP16/23	4,5	2,2	18,0	28,8	2.500/100
1,5÷2,5 (16÷14)	BKY-PP12	5,2	3,0	13,0	23,8	2.500/100
	BKY-PP12/25	5,2	2,4	13,0	23,8	2.000/100
	BKY-PP16/23	5,2	2,2	18,0	28,8	2.500/100
4÷6 (12÷10)	GKY-PP12	7,0	4,0	14,0	27,0	1.000/100
	GKY-PP17	7,0	2,0	18,0	31,0	1.000/100

hooked blade terminals

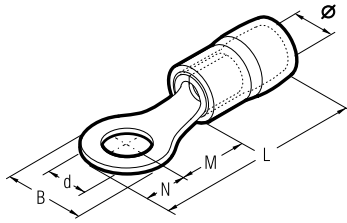


Conductor Size sqmm (AWG)	Type	Dimensions mm					Quantity Box/Bag
		Ø	B	P	L	X	
0,25÷1,5 (22÷16)	RKY-PPL30	4,5	3,0	16,8	28,2	2,1	3.000/100
	RKY-PPL46	4,5	4,6	16,8	28,2	2,1	3.000/100
1,5÷2,5 (16÷14)	BKY-PPL30	5,2	3,0	16,8	28,2	2,1	2.500/100
	BKY-PPL46	5,2	4,6	16,8	28,2	2,1	2.500/100
4÷6 (12÷10)	GKY-PPL46	7,0	4,6	17,2	30,2	2,4	1.000/100

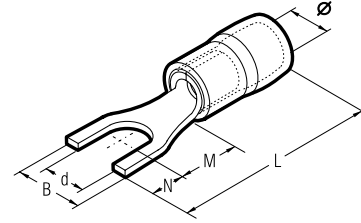
Consult CEMBRE for a wider range of pin and blade dimensions.



ring terminals



fork/spade terminals



Cond. Size sqmm (AWG)	Ø Stud mm	Type	Dimensions mm						Quantity Box/Bag
			Ø	B	M	N	L	d	
0,25÷1,5 (22÷16)		3 RKY-M3	4,5	5,5	5,0	2,5	18,5	3,2	3.000/100
		3,5 RKY-M3.5	4,5	5,5	5,0	2,5	18,5	3,7	3.000/100
		3,5 RKY-M3.5/1	4,5	6,6	6,3	3,1	20,4	3,7	3.000/100
		4 RKY-M4	4,5	6,6	6,3	3,1	20,4	4,3	3.000/100
		5 RKY-M5	4,5	8,0	7,0	3,8	21,8	5,3	2.500/100
		6 RKY-M6/1	4,5	11,6	11,0	5,8	27,8	6,4	2.000/100
		8 RKY-M8	4,5	11,6	11,0	5,8	27,8	8,4	2.500/100
		10 RKY-M10	4,5	13,6	13,9	6,6	31,5	10,5	1.500/100
		12 RKY-M12	4,5	19,6	16,0	9,4	36,4	13,0	1.500/100
		3 BKY-M3	5,2	6,6	4,8	3,0	18,8	3,2	2.500/100
		3,5 BKY-M3.5	5,2	6,6	4,8	3,0	18,8	3,7	2.500/100
		3,5 BKY-M3.5/1	5,2	6,6	6,3	3,1	20,4	3,7	2.500/100
1,5÷2,5 (16÷14)		4 BKY-M4	5,2	8,5	7,8	4,0	22,8	4,3	2.500/100
		5 BKY-M5	5,2	8,5	7,8	4,0	22,8	5,3	2.500/100
		6 BKY-M6/1	5,2	12,0	11,0	5,8	27,8	6,4	2.000/100
		8 BKY-M8	5,2	12,0	11,0	5,8	27,8	8,4	1.500/100
		10 BKY-M10	5,2	13,6	13,9	6,6	31,5	10,5	1.500/100
		12 BKY-M12	5,2	19,2	16,0	9,4	36,4	13,0	1.000/100
4÷6 (12÷10)		3,5 GKY-M3.5	7,0	7,2	6,1	3,6	22,7	3,7	1.000/100
		4 GKY-M4	7,0	9,5	9,1	4,5	26,6	4,3	1.000/100
		5 GKY-M5	7,0	9,5	9,1	4,5	26,6	5,3	1.000/100
		6 GKY-M6	7,0	12,0	10,5	6,0	29,5	6,4	1.000/100
		8 GKY-M8	7,0	15,0	13,5	7,5	34,0	8,4	1.000/100
		10 GKY-M10	7,0	15,0	13,5	7,5	34,0	10,5	1.000/100
		12 GKY-M12	7,0	19,2	16,0	9,6	38,6	13,0	1.000/100
		14 GKY-M14	7,0	32,0	25,2	16,0	54,2	15,0	500/100
16 GKY-M16	7,0	32,0	25,2	16,0	54,2	17,0	500/100		

Cond. Size sqmm (AWG)	Ø Stud mm	Type	Dimensions mm						Quantity Box/Bag
			Ø	B	M	N	L	d	
0,25÷1,5 (22÷16)		3 RKY-U3	4,5	5,7	6,5	4,5	22,0	3,2	2.500/100
		3,5 RKY-U3.5	4,5	5,7	6,5	4,5	22,0	3,7	2.500/100
		4 RKY-U4	4,5	6,4	6,5	4,5	22,0	4,3	3.000/100
		5 RKY-U5	4,5	8,1	6,5	4,5	22,0	5,3	3.000/100
		6 RKY-U6	4,5	9,5	6,5	4,5	22,0	6,4	2.000/100
		6 RKY-U6/1	4,5	12,0	11,0	6,0	28,0	6,4	2.000/100
		3 BKY-U3	5,2	5,7	6,5	4,5	22,0	3,2	2.500/100
		3,5 BKY-U3.5	5,2	6,0	6,5	4,5	22,0	3,7	2.500/100
		4 BKY-U4	5,2	6,4	6,5	4,5	22,0	4,3	2.500/100
		5 BKY-U5	5,2	7,9	6,5	4,5	22,0	5,3	2.000/100
		6 BKY-U6	5,2	9,3	6,5	4,5	22,0	6,4	2.000/100
		6 BKY-U6/1	5,2	12,0	11,0	6,0	28,0	6,4	2.000/100
4÷6 (12÷10)		3,5 GKY-U3.5	7,0	7,2	7,5	3,9	24,4	3,7	1.000/100
		4 GKY-U4	7,0	7,2	7,5	3,9	24,4	4,3	1.000/100
		5 GKY-U5	7,0	9,0	7,0	5,5	25,5	5,3	1.000/100
		6 GKY-U6	7,0	12,0	12,0	6,5	31,5	6,4	1.000/100
		8 GKY-U8	7,0	14,0	10,5	7,0	30,5	8,4	1.000/100

Cond. Size sqmm (AWG)	Ø Stud mm	Type	Dimensions mm						Quantity Box/Bag
			Ø	B	M	N	L	d	
0,25÷1,5 (22÷16)		7 RK-M7	4,1	9,4	8,1	4,7	22,8	7,2	2.500/100
1,5÷2,5 (16÷14)		7 BK-M7	4,6	10	7,8	5	22,8	7,2	2.000/100
4÷6 (12÷10)		7 GK-M7	6,6	11	11,1	5,5	30,6	7,2	1.000/100

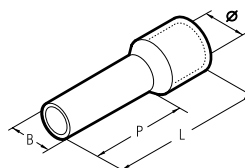


Consult CEMBRE for a wider range of pin and blade dimensions.

PKD



The PK.. range of end sleeves is manufactured from Tin plated electrolytic Copper with a purity greater than 99.9%. Designed and developed to reinforce fine wire strands when terminating a cable into a connector block. The PKD series of insulated end sleeves comply with specification DIN 46228/4. The operating temperature range is - 20 to + 115°C (Surge + 130°C).



Conductor Size sqmm	Type	Dimensions mm				Insulation Colour	Quantity Box/Bag
		Ø	B	P	L		
0,3÷0,5	PKD506	2,6	1,4	6,0	12,0	○ white	10.000/500
	PKD508	2,6	1,4	8,0	14,0		10.000/500
	PKD510	2,6	1,4	10,0	16,0		10.000/500
0,75	PKD7506	2,8	1,6	6,0	12,0	○ grey	10.000/500
	PKD7508	2,8	1,6	8,0	14,0		10.000/500
	PKD7510	2,8	1,6	10,0	16,0		10.000/500
1	PKD7512	2,8	1,6	12,0	18,0	● red	10.000/500
	PKD106	3,0	1,8	6,0	12,0		10.000/500
	PKD108	3,0	1,8	8,0	14,0		10.000/500
1,5	PKD110	3,0	1,8	10,0	16,0	● black	10.000/500
	PKD112	3,0	1,8	12,0	18,0		8.000/500
	PKD1508	3,5	2,1	8,0	14,0		5.000/500
2,5	PKD1510	3,5	2,1	10,0	16,0	● blue	5.000/500
	PKD1512	3,5	2,1	12,0	18,0		5.000/500
	PKD1518	3,5	2,1	18,0	24,0		5.000/500
4	PKD2508	4,2	2,6	8,0	14,0	● yellow	5.000/500
	PKD2512	4,2	2,6	12,0	18,0		4.000/500
	PKD2518	4,2	2,6	18,0	24,0		5.000/500
6	PKD410	4,8	3,3	10,0	18,0	○ grey	3.000/200
	PKD412	4,8	3,3	12,0	20,0		3.000/200
	PKD418	4,8	3,3	18,0	26,0		3.000/200
10	PKD612	6,3	4,0	12,0	20,0	● red	1.500/100
	PKD618	6,3	4,0	18,0	26,0		1.500/100
16	PKD1012	7,6	5,0	12,0	22,0	● blue	1.000/100
	PKD1018	7,6	5,0	18,0	28,0		1.000/100
25	PKD1612	8,8	6,4	12,0	24,0	● yellow	800/100
	PKD1618	8,8	6,4	18,0	28,0		1.000/100
35	PKD25016	11,2	7,9	16,0	30,0	● red	400/50
	PKD25022	11,2	7,9	22,0	36,0		500/50
50	PKD35016	12,7	8,9	16,0	30,0	● blue	300/50
	PKD35025	12,7	8,9	25,0	39,0		200/50
50	PKD50020	15,0	11,0	20,0	36,0	● red	200/50
	PKD50025	15,0	11,0	25,0	41,0		200/50

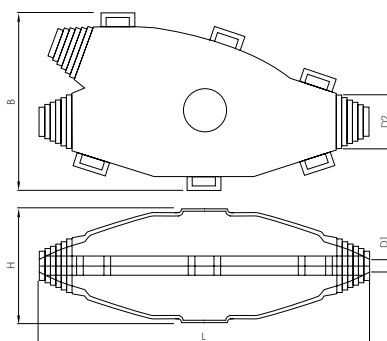
JOINTS



Shells manufactured from transparent synthetic material which allows a visual check of the connections before and after casting.

The halves of the shell are joined by snap closures which avoid further fixing or sealing.

Shells are left on after casting to provide additional protection against mechanical abrasion, chemical agents and severe weather conditions.

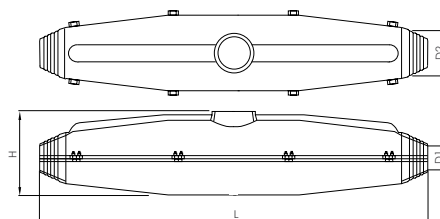


BRANCH JOINTS

TYPE	DIMENSIONS mm					DIMENSIONS CABLE		
	L	H	B	D1 ⁽¹⁾	D2 ⁽¹⁾	Ø mm	SECTION ⁽²⁾ mm ²	
							RUN	TAP
NY00	150	47	70	11	20	11 - 20	4C x 1,5 ÷ 2,5	4C x 1,5
NY0	175	60	94	6	22	6 - 21	4C x 4 ÷ 10	4C x 4
NY1	225	75	110	9	26	9 - 24	4C x 6 ÷ 25	4C x 16

⁽¹⁾ Internal dimension of the shell

⁽²⁾ Indicative cable sections are approximate and concern only harmonised, PVC or Rubber insulated cables at a working voltage of 0,6/1 kV



STRAIGHT JOINTS

TYPE	DIMENSIONS mm				DIMENSIONS CABLE		
	L	H	D1 ⁽¹⁾	D2 ⁽¹⁾	Ø mm	SECTION ⁽²⁾ mm ²	
N11	200	50	8	26	8 - 25	4C x 1,5 ÷ 10	
N12	260	67	16	32	16 - 31	4C x 10 ÷ 25	
N13	360	75	21	38	21 - 36	4C x 35 ÷ 50	
N14	400	100	26	41	26 - 39	4C x 50 ÷ 70	
N15	530	130	35	56	35 - 54	4C x 95 ÷ 150	
N16	700	150	47	74	45 - 72	4C x 185 ÷ 300	

⁽¹⁾ Internal dimension of the shell

⁽²⁾ Indicative cable sections are approximate and concern only harmonised, PVC or Rubber insulated cables at a working voltage of 0,6/1 kV





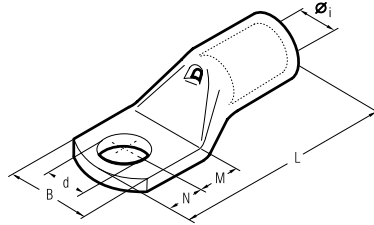
A-M series lugs are manufactured from electrolytic Copper tube with a purity greater than 99.9%.

The dimensions of the tube are designed to obtain the most efficient electrical conductivity and mechanical strength to resist vibration and pull out.

The presence of an inspection hole facilitates full insertion of the conductor, whilst the barrel length has been designed to allow easy and accurate positioning of the dies during the crimping operation.

Lugs are electrolytically Tin plated to avoid oxidation.

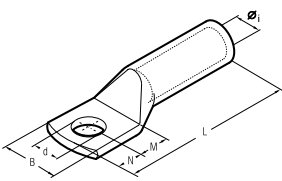
Conductor Size sqmm	Ø Stud mm	Type	Dimensions mm							Quantity Box/Bag	Mechanical Tools	Hydraulic Tools
			Øi	B	M	N	L	d				
0,25÷1,5	3	A03-M3*	1,8	6,0	4,5	3,5	16,0	3,2	5.000/100	HN1	B15MD	
	3,5	A03-M3.5*	1,8	6,5	4,5	3,5	16,0	3,7	5.000/100			
	4	A03-M4*	1,8	6,5	5,0	4,0	17,0	4,3	5.000/100			
	5	A03-M5*	1,8	7,5	5,5	4,5	18,0	5,3	5.000/100			
	6	A03-M6*	1,8	9,0	6,0	5,0	19,0	6,4	5.000/100			
	3	A06-M3*	2,4	6,0	4,5	3,5	17,0	3,2	4.000/100			
1,5÷2,5	3,5	A06-M3.5*	2,4	6,5	4,5	3,5	17,0	3,7	4.000/100	HN5	B15MD	
	4	A06-M4*	2,4	7,5	5,0	4,0	18,0	4,3	4.000/100			
	5	A06-M5*	2,4	8,5	5,5	4,5	19,0	5,3	4.000/100			
	6	A06-M6*	2,4	9,0	6,0	5,0	20,0	6,4	4.000/100			
	8	A06-M8*	2,4	12,0	9,0	8,0	26,0	8,4	2.500/100			
	3	A1-M3	3,6	7,5	4,5	3,5	20,5	3,2	2.000/100			HN-A25
3,5	A1-M3.5	3,6	7,5	4,5	3,5	20,5	3,7	2.000/100				
4	A1-M4	3,6	8,0	5,0	4,0	21,5	4,3	2.000/100				
5	A1-M5	3,6	9,0	6,5	6,0	25,0	5,3	2.000/100				
6	A1-M6	3,6	11,0	7,0	6,0	25,5	6,4	1.500/100				
8	A1-M8	3,6	14,0	9,0	8,0	29,5	8,4	1.500/100				
4÷6	10	A1-M10	3,6	16,5	11,0	10,0	34,0	10,5	1.000/100	TN70SE	B15MD	
	4	A2-M4	4,6	10,0	5,0	4,0	22,5	4,3	1.500/100			
	5	A2-M5	4,6	10,0	6,5	6,0	26,0	5,3	1.000/100			
	6	A2-M6	4,6	11,0	7,0	6,0	26,5	6,4	1.000/100			
	8	A2-M8	4,6	15,0	9,0	8,0	30,5	8,4	1.000/100			
	10	A2-M10	4,6	18,0	11,0	10,0	34,5	10,5	500/100			
10	12	A2-M12	4,6	19,0	14,0	12,0	39,5	13,2	500/100	TN120SE	B15MD	
	4	A3-M4	5,8	11,5	5,0	4,0	25,5	4,3	1.000/100			
	5	A3-M5	5,8	11,5	6,5	6,0	29,0	5,3	1.000/100			
	6	A3-M6	5,8	11,5	7,0	6,0	29,5	6,4	1.000/100			
	8	A3-M8	5,8	15,0	9,0	8,0	33,5	8,4	500/100			
	10	A3-M10	5,8	18,0	11,0	10,0	37,5	10,5	500/100			
16	12	A3-M12	5,8	20,0	14,0	12,0	44,0	13,2	500/100	TN120SE	B15MD	
	4	A5-M4	7,0	14,0	5,0	4,0	28,0	4,3	500/100			
	5	A5-M5	7,0	14,0	6,5	6,0	31,5	5,3	500/100			
	6	A5-M6	7,0	14,0	7,0	6,0	32,0	6,4	500/100			
	8	A5-M8	7,0	15,0	9,0	8,0	36,0	8,4	500/100			
	10	A5-M10	7,0	18,0	11,0	10,0	40,0	10,5	500/100			
25	12	A5-M12	7,0	21,0	14,0	12,0	45,0	13,2	400/100	TN120SE	B15MD	
	5	A7-M5	8,9	17,0	6,5	6,0	34,0	5,3	400/100			
	6	A7-M6	8,9	17,0	7,0	6,0	34,5	6,4	400/100			
	8	A7-M8	8,9	17,0	9,0	8,0	38,5	8,4	400/100			
	10	A7-M10	8,9	19,0	11,0	10,0	42,5	10,5	300/100			
	12	A7-M12	8,9	21,0	14,0	12,0	47,5	13,2	200/50			
35	6	A10-M6	10,0	19,0	8,0	7,0	38,5	6,4	200/50	TN120SE	B15MD	
	8	A10-M8	10,0	19,0	9,0	8,0	40,5	8,4	200/50			
	10	A10-M10	10,0	20,0	11,5	9,5	44,5	10,5	200/50			
	12	A10-M12	10,0	21,0	12,0	12,0	47,5	13,2	200/50			
	14	A10-M14	10,0	25,0	16,0	14,0	55,5	15,0	200/50			
	16	A10-M16	10,0	26,0	18,0	16,0	59,5	17,0	100/50			
50	6	A14-M6	11,3	21,0	8,0	7,0	44,0	6,4	200/50	TN120SE	B15MD	
	8	A14-M8	11,3	21,0	9,0	8,0	46,0	8,4	200/50			
	10	A14-M10	11,3	21,0	11,0	10,0	50,0	10,5	200/50			
	12	A14-M12	11,3	22,0	14,0	12,0	55,0	13,2	150/50			
	14	A14-M14	11,3	25,0	16,0	14,0	59,0	15,0	100/50			
	16	A14-M16	11,3	26,0	18,0	16,0	63,0	17,0	100/50			
70	6	A14-M6	11,3	21,0	8,0	7,0	44,0	6,4	200/50	TN120SE	B15MD	
	8	A14-M8	11,3	21,0	9,0	8,0	46,0	8,4	200/50			
	10	A14-M10	11,3	21,0	11,0	10,0	50,0	10,5	200/50			
	12	A14-M12	11,3	22,0	14,0	12,0	55,0	13,2	150/50			
	14	A14-M14	11,3	25,0	16,0	14,0	59,0	15,0	100/50			
	16	A14-M16	11,3	26,0	18,0	16,0	63,0	17,0	100/50			



Conductor Size sqmm		Ø Stud mm	Type	Dimensions mm						Quantity Box/Bag	Mechanical Tools	Hydraulic Tools	
Low Str.	Flex*			Øi	B	M	N	L	d				
95	70 95	6	A19-M6	13,5	25,0	8,0	7,0	50,5	6,4	100/25	TNI 20SE**	HT45-E B450ND-BV	
		8	A19-M8	13,5	25,0	9,0	8,0	52,5	8,4	100/25			
		10	A19-M10	13,5	25,0	11,0	10,0	56,5	10,5	100/25			
		12	A19-M12	13,5	25,0	14,0	12,0	61,5	13,2	100/25			
		14	A19-M14	13,5	25,0	16,0	14,0	65,5	15,0	100/25			
		16	A19-M16	13,5	27,0	18,0	16,0	69,5	17,0	50/25			
20	A19-M20	13,5	29,5	22,0	20,0	77,5	21,0	50/25					
120	95 120	8	A24-M8	15,2	28,5	9,0	8,0	54,0	8,4	75/25			
		10	A24-M10	15,2	28,5	11,0	10,0	58,0	10,5	75/25			
		12	A24-M12	15,2	28,5	14,0	12,0	63,0	13,2	75/25			
		14	A24-M14	15,2	28,5	16,0	14,0	67,0	15,0	50/25			
		16	A24-M16	15,2	28,5	18,0	16,0	71,0	17,0	50/25			
		20	A24-M20	15,2	30,0	22,0	20,0	79,0	21,0	50/25			
150	120 150	8	A30-M8	16,7	31,5	13,0	11,0	69,0	8,4	50/25			
		10	A30-M10	16,7	31,5	13,0	11,0	69,0	10,5	50/25			
		12	A30-M12	16,7	31,5	16,0	14,0	75,0	13,2	50/25			
		14	A30-M14	16,7	31,5	18,0	16,0	79,0	15,0	50/25			
		16	A30-M16	16,7	31,5	19,0	17,0	81,0	17,0	50/25			
		20	A30-M20	16,7	31,5	22,0	20,0	87,0	21,0	50/25			
185	150 185	8	A37-M8	19,2	35,5	13,0	11,0	76,0	8,4	30/15			
		10	A37-M10	19,2	35,5	13,0	11,0	76,0	10,5	30/15			
		12	A37-M12	19,2	35,5	16,0	14,0	82,0	13,2	30/15			
		14	A37-M14	19,2	35,5	18,0	16,0	86,0	15,0	30/15			
		16	A37-M16	19,2	35,5	19,0	17,0	88,0	17,0	30/15			
		20	A37-M20	19,2	35,5	22,0	20,0	94,0	21,0	30/15			
240	185 240	8	A48-M8	21,1	39,0	13,0	11,0	77,5	8,4	20/10			
		10	A48-M10	21,1	39,0	13,0	11,0	77,5	10,5	20/10			
		12	A48-M12	21,1	39,0	14,0	12,0	79,5	13,2	20/10			
		14	A48-M14	21,1	39,0	18,0	16,0	92,0	15,0	20/10			
		16	A48-M16	21,1	39,0	19,0	17,0	94,0	17,0	20/10			
		20	A48-M20	21,1	39,0	22,0	20,0	100,0	21,0	20/10			
300	240 300	10	A60-M10	23,7	44,0	20,0	11,0	96,0	10,5	20/10			
		12	A60-M12	23,7	44,0	20,0	14,0	99,0	13,2	20/10			
		14	A60-M14	23,7	44,0	22,0	16,0	103,0	15,0	20/10			
		16	A60-M16	23,7	44,0	22,0	19,0	106,0	17,0	20/10			
		20	A60-M20	23,7	44,0	24,0	23,0	112,0	21,0	20/10			
		12	A80-M12	27,0	51,0	22,0	19,0	113,0	13,2	15/5			
400	300 400	14	A80-M14	27,0	51,0	22,0	19,0	113,0	15,0	15/5			
		16	A80-M16	27,0	51,0	22,0	19,0	113,0	17,0	15/5			
		20	A80-M20	27,0	51,0	24,0	23,0	119,0	21,0	15/5			
		16	A100-M16	30,3	56,5	22,0	19,0	117,0	17,0	10/1			
500	400 500	20	A100-M20	30,3	56,5	24,0	23,0	123,0	21,0	10/1			
		16	A120-M16*	33,4	61,6	22,0	19,0	128,0	17,0	9/1			
630	500 630	20	A120-M20*	33,4	61,6	24,0	23,0	134,0	21,0	9/1			
		16	A160-M16*	38,0	72,0	24,0	19,0	141,0	17,0	5/1			
800	630 800	20	A160-M20*	38,0	72,0	24,0	23,0	145,0	21,0	6/1			
		16	A200-M16*	44,0	80,0	24,0	19,0	158,0	17,0	5/1			
1000	800 1000	20	A200-M20*	44,0	80,0	24,0	23,0	162,0	21,0	5/1			

*Not UL approved

2A-M



The **2A-M** series cable lugs are designed for heavy duty, for grounding structures and equipment both indoors and outdoors and for medium voltage applications up to 35 kV. 2A-M series terminals are made from high purity Copper tube with a purity greater than 99.9%, and are annealed. They feature a double length barrel for enhanced electrical and mechanical performance in heavy duty applications. The absence of an inspection hole prevents the entry of water or moisture into the crimped joint making these terminals suitable for outdoor applications. The terminals are electrolytically Tin plated to prevent atmospheric corrosion.

Conductor Size sqmm	Ø Stud mm	Type	Dimensions mm						Quantity Box/Bag	Mechanical Tools	Hydraulic Tools
			Øi	B	M	N	L	d			
16	8	2A3-M8	5,8	15,0	9,0	8,0	43,5	8,4	600/100	HN5	B15MD
	10	2A3-M10	5,8	18,0	11,0	10,0	47,5	10,5	500/100		
25	8	2A5-M8	7,0	15,0	9,0	8,0	51,0	8,4	400/100	HN-A25	B15MD
	10	2A5-M10	7,0	18,0	11,0	10,0	55,0	10,5	300/50		
35	12	2A5-M12	7,0	21,0	14,0	12,0	60,0	13,2	300/50	TN70SE	B15MD
	8	2A7-M8	8,9	17,0	9,0	8,0	53,0	8,4	200/50		
50	10	2A7-M10	8,9	19,0	11,0	10,0	57,0	10,5	200/50	TN70SE	B15MD
	12	2A7-M12	8,9	21,0	14,0	12,0	62,0	13,2	200/50		
63	10	2A10-M10	10,0	20,0	11,0	10,0	63,0	10,5	100/50	TN120 SE*	B15MD
	12	2A10-M12	10,0	21,0	14,0	12,0	68,0	13,2	100/50		
70	14	2A10-M14	10,0	26,0	18,0	16,0	76,0	17,0	150/50	TN120 SE*	B450ND-BV
	10	2A14-M10	11,3	21,0	11,0	10,0	70,0	10,5	100/50		
95	12	2A14-M12	11,3	22,0	14,0	12,0	75,0	13,2	100/50	TN120 SE*	HT45-E
	14	2A14-M14	11,3	25,0	16,0	14,0	79,0	15,0	100/50		
120	16	2A14-M16	11,3	26,0	18,0	16,0	83,0	17,0	100/50	TN120 SE*	HT45-E
	10	2A19-M10	13,5	25,0	11,0	10,0	76,5	10,5	50/25		
125	12	2A19-M12	13,5	25,0	14,0	12,0	81,5	13,2	50/25	TN120 SE*	HT45-E
	14	2A19-M14	13,5	25,0	16,0	14,0	85,5	15,0	75/25		
150	16	2A19-M16	13,5	27,0	18,0	16,0	90,5	17,0	50/25	TN120 SE*	HT45-E
	20	2A19-M20	13,5	29,5	22,0	20,0	97,5	21,0	75/25		
185	10	2A24-M10	15,2	28,5	11,0	10,0	82,0	10,5	30/15	TN120 SE*	HT45-E
	12	2A24-M12	15,2	28,5	14,0	12,0	87,0	13,2	30/15		
240	14	2A24-M14	15,2	28,5	16,0	14,0	91,0	15,0	30/15	TN120 SE*	HT45-E
	16	2A24-M16	15,2	28,5	18,0	16,0	95,0	17,0	30/15		
300	20	2A24-M20	15,2	30,0	22,0	20,0	103,0	21,0	50/25	TN120 SE*	HT45-E
	10	2A30-M10	16,7	31,5	13,0	11,0	92,0	10,5	30/15		
400	12	2A30-M12	16,7	31,5	16,0	14,0	98,0	13,2	30/15	TN120 SE*	HT45-E
	14	2A30-M14	16,7	31,5	18,0	16,0	102,0	15,0	30/15		
500	16	2A30-M16	16,7	31,5	19,0	17,0	104,0	17,0	30/15	TN120 SE*	HT45-E
	20	2A30-M20	16,7	31,5	22,0	20,0	110,0	21,0	30/15		
630	12	2A37-M12	19,2	35,5	16,0	14,0	108,0	13,2	20/10	TN120 SE*	HT45-E
	14	2A37-M14	19,2	35,5	18,0	16,0	112,0	15,0	30/15		
800	16	2A37-M16	19,2	35,5	19,0	17,0	114,0	17,0	30/15	TN120 SE*	HT45-E
	20	2A37-M20	19,2	35,5	22,0	20,0	120,0	21,0	30/15		
1000	12	2A48-M12	21,1	39,0	16,0	14,0	109,0	13,2	20/5	TN120 SE*	HT45-E
	14	2A48-M14	21,1	39,0	18,0	16,0	113,0	15,0	20/5		
1200	16	2A48-M16	21,1	39,0	19,0	17,0	115,0	17,0	20/5	TN120 SE*	HT45-E
	20	2A48-M20	21,1	39,0	22,0	20,0	121,0	21,0	25/5		
1500	12	2A60-M12	23,7	44,0	20,0	14,0	129,5	13,2	15/5	TN120 SE*	HT45-E
	14	2A60-M14	23,7	44,0	22,0	16,0	133,5	15,0	15/5		
2000	16	2A60-M16	23,7	44,0	22,0	19,0	136,5	17,0	15/5	TN120 SE*	HT45-E
	20	2A60-M20	23,7	44,0	24,0	23,0	142,5	21,0	15/5		
2500	12	2A80-M12	27,0	51,0	22,0	19,0	140,0	13,2	15/5	TN120 SE*	HT45-E
	14	2A80-M14	27,0	51,0	22,0	19,0	140,0	15,0	10/5		
3000	16	2A80-M16	27,0	51,0	22,0	19,0	140,0	17,0	10/5	TN120 SE*	HT45-E
	20	2A80-M20	27,0	51,0	24,0	23,0	146,0	21,0	15/5		
4000	16	2A100-M16*	30,3	56,5	22,0	19,0	141,0	17,0	10/1	TN120 SE*	HT45-E
	20	2A100-M20*	30,3	56,5	24,0	23,0	147,0	21,0	10/1		
5000	16	2A120-M16*	33,4	61,5	22,0	19,0	159,0	17,0	20/1	TN120 SE*	HT45-E
	20	2A120-M20*	33,4	61,5	24,0	23,0	165,0	21,0	20/1		
6000	20	2A160-M20*	38,0	72,0	24,0	23,0	187,0	21,0	12/1	TN120 SE*	HT45-E
	20	2A200-M20*	44,0	80,0	24,0	23,0	202,0	21,0	6/1		

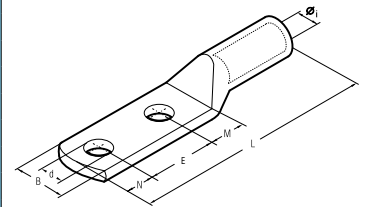
*Not UL approved

2A-2M



The **2A-2M** series cable lugs are designed for heavy duty, for grounding structures and equipment both indoors and outdoors and for medium voltage applications up to 35 kV. 2A-2M series terminals are made from high purity Copper tube with a purity greater than 99.9%, and are annealed. They feature a double length barrel for enhanced electrical and mechanical performance in heavy duty applications. The double hole fixing ensures greater mechanical stability even in the presence of electrodynamic stresses. The absence of an inspection hole prevents the entry of water or moisture into the crimped joint making these terminals suitable for outdoor applications. The terminals are electrolytically Tin plated to prevent atmospheric corrosion.

Conductor Size sqmm	Ø Stud mm	Type	Dimensions mm							Quantity Box/Bag	Mechanical Tools	Hydraulic Tools
			Øi	B	M	N	E	L	d			
50	12	2A10-2M12	10,0	21,0	14,0	12,0	44,5	112,5	13,2	75/25	TN70SE	B450ND-BV
70	12	2A14-2M12	11,3	22,0	16,0	14,0	44,5	123,5	13,2	50/25		
	14	2A14-2M14	11,3	25,0	18,0	16,0	44,5	127,5	15,0	75/25	TN120 SE*	HT45-E
95	12	2A19-2M12	13,5	25,0	16,0	14,0	44,5	128,0	13,2	50/25		
	14	2A19-2M14	13,5	25,0	18,0	16,0	44,5	132,0	15,0	50/25	HT51	B500ND
120	12	2A24-2M12	15,2	28,5	16,0	14,0	44,5	135,5	13,2	50/25		
	14	2A24-2M14	15,2	28,5	18,0	16,0	44,5	139,5	15,0	50/25	RH50	HT81-U
	16	2A24-2M16	15,2	28,5	18,0	17,0	44,5	140,5	17,0	50/25		
150	12	2A30-2M12	16,7	31,5	16,0	14,0	44,5	142,5	13,2	30/15	RH50	HT81-U
	14	2A30-2M14	16,7	31,5	18,0	16,0	44,5	146,5	15,0	30/15		
	12	2A37-2M12	19,2	35,5	16,0	14,0	44,5	152,5	13,2	30/15	RH50	HT81-U
185	14	2A37-2M14	19,2	35,5	18,0	16,0	44,5	156,5	15,0	30/15		
	16	2A37-2M16	19,2	35,5	19,0	17,0	44,5	158,5	17,0	30/15	RH50	HT81-U
	12	2A48-2M12	21,1	39,0	16,0	14,0	44,5	153,5	13,2	25/5		
240	14	2A48-2M14	21,1	39,0	18,0	16,0	44,5	157,5	15,0	25/5	RH50	HT81-U
	16	2A48-2M16	21,1	39,0	19,0	17,0	44,5	159,5	17,0	25/5		
	12	2A60-2M12	23,7	44,0	20,0	14,0	44,5	174,0	13,2	15/5	RH50	HT81-U
300	14	2A60-2M14	23,7	44,0	22,0	16,0	44,5	178,0	15,0	20/5		
	16	2A60-2M16	23,7	44,0	19,0	17,0	44,5	176,0	17,0	20/5	RH50	HT81-U
	12	2A80-2M12	27,0	51,0	20,0	14,0	44,5	177,5	13,2	15/5		
400	14	2A80-2M14	27,0	51,0	22,0	16,0	44,5	181,5	15,0	10/5	RH50	HT81-U
	16	2A80-2M16	27,0	51,0	22,0	19,0	44,5	184,5	17,0	15/5		
	12	2A100-2M12*	30,3	56,5	20,0	14,0	44,5	178,5	13,2	10/5	RH50	HT81-U
500	14	2A100-2M14*	30,3	56,5	22,0	16,0	44,5	182,5	15,0	10/1		
	16	2A100-2M16*	30,3	56,5	22,0	19,0	44,5	185,5	17,0	8/1	RH50	HT81-U
	12	2A120-2M12*	33,4	61,5	20,0	14,0	44,5	196,5	13,2	15/1		
630	14	2A120-2M14*	33,4	61,5	22,0	19,0	44,5	200,5	15,0	15/1	RH50	HT81-U
	16	2A120-2M16*	33,4	61,5	22,0	19,0	44,5	203,5	17,0	15/1		
	14	2A160-2M14*	38,0	72,0	22,0	19,0	44,5	225,5	15,0	10/1	RH50	HT81-U
800	16	2A160-2M16*	38,0	72,0	24,0	19,0	44,5	227,5	17,0	10/1		
	12	2A200-2M12*	44,0	80,0	20,0	14,0	44,5	233,5	13,2	6/2	RH50	HT81-U
1000	16	2A200-2M16*	44,0	80,0	22,0	19,0	44,5	240,5	17,0	5/1		
	20	2A200-2M20*	44,0	80,0	24,0	23,0	44,5	246,5	21,0	6/2	RH50	HT81-U



*See page 139

1900



Material: POLYAMIDE PA6.6
 self-extinguishing class V2 (UL 94)
 Temperature range:
 -20°C to +90°C (continuous)
 Sealing ring: NEOPRENE®
 Protection: IP 68
 Colour: RAL 7035 light grey,
 RAL 9005 black, RAL 7001 dark grey

Metric thread M 1.5 pitch CEI EN 60423 CEI EN 62444

Type Light Grey	P	Fixing Hole Ø (mm)	Ø A min-max (mm)	B Spanner (mm)	C (mm)	L min-max (mm)	Quantity
1900.M12	M12x1,5	12,2	3,5- 7	15	8	18-22	100
1900.M16	M16x1,5	16,2	5 -10	19	8	22-27	100
1900.M20	M20x1,5	20,5	7 -13	25	9	24-30	100
1900.M25	M25x1,5	25,4	10 -17	30	10	28-39	50
1900.M32	M32x1,5	32,5	13 -21	36	10	33-44	25
1900.M40	M40x1,5	40,5	19 -28	46	10	36-45	15
1900.M50	M50x1,5	50,5	27 -35	55	12	43-52	10
1900.M63	M63x1,5	64,0	34 -45	66	12	45-55	5

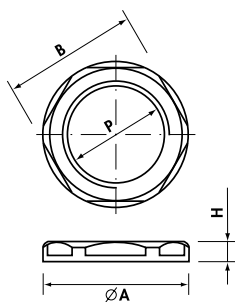
Add to Ref: N for Black, G for Dark Grey

1143



Material: POLYAMIDE PA6.6
 self-extinguishing class V2 (UL 94)
 Temperature range:
 -20°C to +90°C (continuous)
 Colour: RAL 7035 light grey,
 RAL 9005 black,
 RAL 7001 dark grey

Metric thread M 1.5 pitch CEI EN 60423 CEI EN 62444



Type Light Grey	P	Ø A (mm)	B Spanner (mm)	H (mm)	Quantity Box/Bag
1143M12	M12x1,5	18,5	17	5	1.000/100
1143M16	M16x1,5	24,0	22	5	600/100
1143M20	M20x1,5	29,0	27	6	400/100
1143M25	M25x1,5	35,5	32	6	100
1143M32	M32x1,5	45,0	41	7	50
1143M40	M40x1,5	55,0	50	7	30
1143M50	M50x1,5	65,0	60	8	30
1143M63	M63x1,5	82,0	75	8	15

Add to Ref: N for Black, G for Dark Grey

2900



Material: NICKEL PLATED BRASS
(CuZn 40 Pb 3)
Sealing-ring: NEOPRENE®
Cable grip insert: POLYAMIDE PA6.6
O-Ring: NITRILE 70 sh A (factory fitted)
Protection: IP 68
Temperature range:
-25°C to +100°C (continuous)

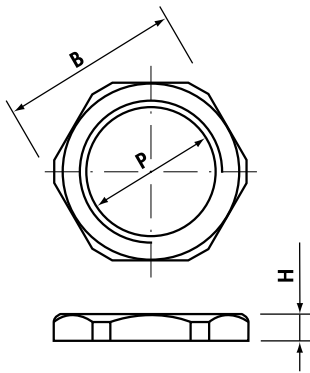
Metric thread M 1.5 pitch CEI EN 60423 CEI EN 62444

Type Nickel Plated Brass	P	Fixing Hole Ø (mm)	Ø A min-max (mm)	B Spanner (mm)	E (mm)	C (mm)	L min-max (mm)	Quantity
2900.M12N	M12x1,5	12,2	3 - 7	16	18	6,5	16-20	100
2900.M16N	M16x1,5	16,2	4,5-10	20	23	7,0	20-25	100
2900.M20N	M20x1,5	20,5	7 -13	24	27	8,0	20-27	50
2900.M25N	M25x1,5	25,4	10 -17	29	32	8,0	24-30	50
2900.M32N	M32x1,5	32,5	11 -21	36	40	9,0	27-34	25
2900.M40N	M40x1,5	40,5	19 -28	45	50	9,0	34-42	10
2900.M50N	M50x1,5	50,5	26 -35	54	60	10,0	35-43	8
2900.M63N	M63x1,5	64,0	34 -45	67	74	15,0	40-52	5

2033



Nickel plated brass locknuts.
Temperature range: de -25°C à +100°C (continuous)



Metric thread M 1.5 pitch CEI EN 60423

Type Nickel Plated Brass	P	B Spanner (mm)	H (mm)	Quantity Box/Bag
2033M12N	M12x1,5	16	2,8	2.000/100
2033M16N	M16x1,5	19	2,8	1.000/100
2033M20N	M20x1,5	24	3,0	600/100
2033M25N	M25x1,5	30	4,0	300/50
2033M32N	M32x1,5	36	4,0	250/25
2033M40N	M40x1,5	45	5,0	100/10
2033M50N	M50x1,5	60	5,0	100/10
2033M63N	M63x1,5	70	5,5	50/5



Warning label with a triangle and a red circle with a slash, indicating a hazard.

CEMATIC
Model: 1000
Serial: 1000
Date: 10/10/10





Work gloves with text: "WORK GLOVES", "SIZE", "EQUIS", "EQUIS".

HYDRAULIC CRIMPING AND CUTTING TOOLS



B450ND-BV



TYPE	
 PLUG EU	B450ND-BV
 PLUG UK	B450ND-BVE
 PLUG 230	B450ND-BVA
 PLUG 230	B450ND-BVT

B450ND-BV hand-held cordless tools, characterised by a "Bilinear" mechanical design.

B450ND-BV is suitable for crimping electrical connectors onto conductor cross sections up to 150 mm² and uses the die sets common to all CEMBRE 45 kN tools and heads.

Equipped with Li-Ion 18.0V - 2.0Ah rechargeable high capacity batteries.

The battery is equipped with LED indicators to show the remaining battery life at any time by pressing the adjacent button.

Weight and balance have been reconfigured to yield improvements in handling and convenience.

Quieter operation, illumination of the working area via LED lights and a minimum of vibration enhance the tool's practicality.

It is also a feature that the operating data is stored on a memory card for transfer to PC by USB interface (SMARTOOL technology).

FEATURES





crimping force	50 kN
dimensions (LxWxH)	364 x 81 x 136 mm
weight	2.6 kg

SALE SETUP

tool	B450ND-BV
batteries x2	CB1820L
battery charger	ASC55-EU
USB cable	✓
shoulder strap	✓
plastic case	VAL-P22

B500ND



TYPE	
 PLUG EU	B500ND
 PLUG UK	B500NDE
 PLUG 230	B500NDA
 PLUG 230	B500NDT

B500ND hand-held cordless tools, characterised by a "Bilinear" mechanical design. Equipped with a Smart Release system which automatically retracts the ram at the end of the operating cycle.

B500ND is suitable for crimping electrical connectors onto conductor cross sections up to 300 mm² and uses the die sets common to all CEMBRE 50kN tools and heads.

FEATURES

crimping force	60 kN
dimensions (LxWxH)	396 x 81 x 136 mm
weight	3.15 kg

SALE SETUP

tool	B500ND
batteries x2	CB1820L
battery charger	ASC55-EU
USB cable	✓
shoulder strap	✓
plastic case	VAL-P22

B500



TYPE	
 PLUG EU	B500
 PLUG UK	B500E
 PLUG 230	B500A
 PLUG 110	B500T

The **B500** is suitable for a wide range of connectors up to 300 mm² using die sets common to the CEMBRE 50 kN tooling range.

Equipped with Li-Ion 18.0V - 5.2Ah rechargeable high capacity batteries.

The OLED display provides essential real time operating data, including:

- generated crimping force thus verifying accordance with best practice
- battery charge status
- general operating information
- the number of work cycles completed and remaining before recommended maintenance.

FEATURES

crimping force	63 kN
dimensions (LxWxH)	300 x 83 x 343 mm
weight	4.2 kg

SALE SETUP

tool	B500
batteries x2	CB1852L
battery charger	ASC55-EU
USB cable	✓
shoulder strap	✓
plastic case	VAL-P38

B600CND



B600CND is suitable for crimping electrical connectors onto conductor cross sections up to 300 mm².

Equipped with Li-Ion 18.0V - 2.0Ah rechargeable high capacity batteries. Head rotate by 180° for ease of operation in confined spaces.

The OLED display provides essential real time operating data, including:

- generated crimping force thus verifying accordance with best practice
- battery charge status
- general operating information
- the number of work cycles completed and remaining before.

FEATURES

crimping force	60 kN
dimensions (LxWxH)	398 x 81 x 136 mm
weight	3.15 kg

SALE SETUP

tool	B600CND
batteries x2	CB1820L
battery charger	ASC55-EU
USB cable	✓
shoulder strap	✓
plastic case	VAL-P63

B600C



The **B600C** is a portable cordless tools that are characterized by even better functionality. The B600C is suitable for crimping cable lugs and connectors up to 300 mm².

Equipped with Li-Ion 18.0V - 5.2Ah rechargeable high capacity batteries.

The OLED display provides essential real time operating data, including:

- generated crimping force thus verifying accordance with best practice
- battery charge status
- general operating information
- the number of work cycles completed and remaining before recommended maintenance.




FEATURES

crimping force	60 kN
dimensions (LxWxH)	300 x 83 x 350 mm
weight	4.5 kg

SALE SETUP

tool	B600C
batteries x2	CB1852L
battery charger	ASC55-EU
USB cable	✓
shoulder strap	✓
plastic case	VAL-P39

B600

TYPE	
 PLUG EU	B600
 PLUG UK	B600E
 PLUG 230	B600A



The **B600** is suitable for installing crimp type electrical connectors on copper cables up to 240 mm².

Die set common to 50 kN CEMBRE tools (e.g. HT51, RH50) can be used in this tool only with Spring code 6522051, purchased separately. Equipped with Li-Ion 18.0V - 5.2Ah rechargeable high capacity batteries.

The OLED display provides essential real time tool operating information data including:

- generated crimping force thus verifying accordance with best practice
- battery charge status
- general operating information
- the number of work cycles completed and remaining before recommended maintenance.


FEATURES

crimping force	63 kN
dimensions (LxWxH)	347 x 83 x 344 mm
weight	5.1 kg

SALE SETUP

tool	B600
batteries x2	CB1852L
battery charger	ASC55-EU
USB cable	✓
shoulder strap	✓
plastic case	VAL-P40

B1300-C

TYPE	
 PLUG EU	B1300-C
 PLUG UK	B1300-CE
 PLUG CA	B1300-CA
 PLUG CT	B1300-CT



B1300-C is suitable for a wide range of connectors up to 400 mm² using die sets common to the CEMBRE 130 kN tooling range.

Equipped with Li-Ion 18.0V - 5.2Ah rechargeable high capacity batteries.

The OLED display provides essential real time operating data, including:

- generated crimping force thus verifying accordance with best practice
- battery charge status
- general operating information
- the number of work cycles completed and remaining before recommended maintenance.

FEATURES

crimping force	132 kN
jaw opening	25 mm
dimensions (LxWxH)	406 x 102.5 x 239 mm
weight	6.8 kg

SALE SETUP

tool	B1300-C
batteries x2	CB1852L
battery charger	ASC55-EU
USB cable	✓
shoulder strap	✓
plastic case	VAL-P44

B1350-C

TYPE	
 PLUG EU	B1350-C
 PLUG UK	B1350-CE
 PLUG CA	B1350-CA
 PLUG CT	B1350-CT



B1350-C B1350-C is suitable for a wide range of connectors up to 400 mm² using die sets common to the CEMBRE 130 kN tooling range.

Equipped with Li-Ion 18.0V - 5.2Ah rechargeable high capacity batteries.

The OLED display provides essential real time operating data, including:

- generated crimping force thus verifying accordance with best practice
- battery charge status
- general operating information
- the number of work cycles completed and remaining before recommended maintenance.




FEATURES

crimping force	132 kN
jaw opening	25 mm
dimensions (LxWxH)	338 x 83 x 344 mm
weight	6.5 kg

SALE SETUP

tool	B1350-C
batteries x2	CB1852L
battery charger	ASC55-EU
USB cable	✓
shoulder strap	✓
plastic case	VAL-P39

B1300L-C

TYPE	
 PLUG EU	B1300L-C
 PLUG UK	B1300L-CE
 PLUG CA	B1300L-CA
 PLUG CT	B1300L-CT

The B1300L-C version, featuring a large 42 mm jaw opening, for an easier introduction/removal of large size compression terminations and joints.

B1300L-C is suitable for a wide range of connectors up to 400 mm² using die sets common to the Cembre 130 kN tooling range.

Equipped with Li-Ion 18.0V - 5.2Ah rechargeable high capacity batteries.

The OLED display provides essential real time operating data, including:

- generated crimping force thus verifying accordance with best practice
- battery charge status
- general operating information
- the number of work cycles completed and remaining before recommended maintenance.

FEATURES

crimping force	132 kN
jaw opening	42 mm
dimensions (LxWxH)	471 x 102.5 x 239 mm
weight	8 kg

SALE SETUP

tool	B1300L-C
batteries x2	CB1852L
battery charger	ASC55-EU
USB cable	✓
shoulder strap	✓
plastic case	VAL-P44



B1350L-C

TYPE	
 PLUG EU	B1350L-C
 PLUG UK	B1350L-CE
 PLUG CA	B1350L-CA
 PLUG CT	B1350L-CT

B1350L-C is suitable for a wide range of connectors up to 400 mm² using die sets common to the CEMBRE 130 kN tooling range. Equipped with Li-Ion 18.0V - 5.2Ah rechargeable high capacity batteries.

The OLED display provides essential real time operating data, including:

- generated crimping force thus verifying accordance with best practice
- battery charge status
- general operating information
- the number of work cycles completed and remaining before recommended maintenance.

FEATURES

crimping force	132 kN
jaw opening	42 mm
dimensions (LxWxH)	395 x 83 x 372 mm
weight	8.1 kg

SALE SETUP

tool	B1350L-C
batteries x2	CB1852L
battery charger	ASC55-EU
USB cable	✓
shoulder strap	✓
plastic case	VAL-P39



B1300-UC

TYPE	
 PLUG EU	B1300-UC
 PLUG UK	B1300-UCE
 PLUG USA	B1300-UCA
 PLUG AU	B1300-UCT



B1300-UC will accept the accessories for performing the "Deep Stepped Indent" system of crimping on Aluminium cables. The B1300-UC will accept all semi-circular slotted dies, common to most 12 tons tools (U dies).

Equipped with Li-Ion 18.0V - 5.2Ah rechargeable high capacity batteries.

The OLED display provides essential real time operating data, including:

- generated crimping force thus verifying accordance with best practice
- battery charge status
- general operating information
- the number of work cycles completed and remaining before recommended maintenance.

FEATURES

crimping force	132 kN
dimensions (LxWxH)	423 x 102.5 x 239 mm
weight	6.5 kg


SALE SETUP

tool	B1300-UC
batteries x2	CB1852L
battery charger	ASC55-EU
USB cable	✓
shoulder strap	✓
plastic case	VAL-P44

ON REQUEST

metal case for the dies	VAL-130
-------------------------	----------------

B1350-UC

TYPE	
 PLUG EU	B1350-UC
 PLUG UK	B1350-UCE
 PLUG USA	B1350-UCA
 PLUG AU	B1350-UCT



B1350-UC will accept the accessories for performing the "Deep Stepped Indent" system of crimping on Aluminium cables. Supplied with adapter **AU130-C**, will accept all semi-circular slotted dies, common to most 12 tons tools (U dies).

Equipped with Li-Ion 18.0V - 5.2Ah rechargeable high capacity batteries.

The OLED display provides essential real time operating data, including:

- generated crimping force thus verifying accordance with best practice
- battery charge status
- general operating information
- the number of work cycles completed and remaining before recommended maintenance.

FEATURES

crimping force	132 kN
dimensions (LxWxH)	351 x 83 x 369 mm
weight	6.3 kg

SALE SETUP

tool	B1350-UC
batteries x2	CB1852L
battery charger	ASC55-EU
USB cable	✓
shoulder strap	✓
plastic case	VAL-P39

HT45 HT45-E



Lightweight and compact, this tool is ideal for the compression of connectors for general applications.

Having the benefit of spring loaded handles, the dies can be advanced using only one hand; therefore leaving the other hand free to position the connector.

For ease of operation and comfort of the operator, the tool head can be fully rotated through 180 degrees.

The built-in safety valve will by-pass the oil supply when the maximum pressure is reached, and a pressure releasing system can easily be operated at any stage of the compression.

FEATURES

crimping force	50 kN
dimensions (LxH)	380 x 130 mm
weight	2.7 kg

SALE SETUP HT45

tool	HT45
------	-------------

ON REQUEST

plastic case	VAL-P1
--------------	---------------

HT45-E tool is supplied with the plastic case.

SALE SETUP HT45-E

tool	HT45
plastic case	VAL-P1

HT51 HT51D



Two speed hydraulic tool, lightweight and compact, this tool is ideal for working in confined spaces.

Having the benefit of spring loaded handles, the dies can be advanced using only one hand; therefore leaving the other hand free to position the connector.

For ease of operation and comfort of the operator, the tool head can be fully rotated through 180 degrees. The built-in safety valve will by-pass the oil supply when the maximum pressure is reached, and a pressure release system can easily be operated at any stage of the compression.

FEATURES HT51

crimping force	50 kN
dimensions (LxH)	380 x 130 mm
weight	2.7 kg

SALE SETUP HT51

tool	HT51
plastic case	VAL-P1

HT51D tool is more powerful than HT51 equipped with a pressure relief valve which intervenes when the maximum pressure of 725 bar is reached.

FEATURES HT51D

crimping force	64 kN
dimensions (LxH)	380 x 130 mm
weight	2.7 kg

SALE SETUP HT51D

tool	HT51D
plastic case	VAL-P1

HT120



This lightweight and self contained tool will accept the semi-circular slotted dies, common to most 130 kN tools. It is particularly suitable for installing crimp type electrical connectors for overhead line applications. The tool features a double speed action: a fast advancing speed for rapid approach of the dies to the connector and a slower more powerful speed for crimping. For ease of operation and comfort of the operator the tool head can be fully rotated through 180 degrees. The built-in safety valve will by-pass the oil supply when the maximum pressure is reached, and a pressure release system can easily be operated at any stage of the compression.

FEATURES

crimping force	120 kN
jaw opening	25 mm
dimensions (LxH)	488 x 138 mm
weight	5.7 kg

SALE SETUP

tool	HT120
plastic case	VAL-P3

HT131-C



This new model, self contained, robust and sturdy, will accept all semi-circular slotted dies, common to most 130 kN tools. The tool features a double speed action: a fast advancing speed for rapid approach of the dies to the connector and a slower more powerful speed for crimping. For ease of operation and comfort of the operator the tool head can be fully rotated through 180 degrees. The built-in safety valve will by-pass the oil supply when the maximum pressure is reached, and the pressure release system can easily be operated at any stage of compression.

FEATURES

crimping force	130 kN
jaw opening	25 mm
dimensions (LxH)	473 x 144 mm
weight	5.5 kg

SALE SETUP

tool	HT131-C
plastic case	VAL-P3

HT131LN-C



This new model, self contained, robust and sturdy, will accept all semi-circular slotted dies, common to most 130 kN tools. The tool features a double speed action: a fast advancing speed for rapid approach of the dies to the connector and a slower more powerful speed for crimping. For ease of operation and comfort of the operator the tool head can be fully rotated through 180 degrees. The built-in safety valve will by-pass the oil supply when the maximum pressure is reached, and the pressure release system can easily be operated at any stage of compression.

FEATURES

crimping force	130 kN
jaw opening	42 mm
dimensions (LxH)	538 x 144 mm
weight	7 kg

SALE SETUP

tool	HT131LN-C
plastic case	VAL-P3

HT131-UC



This robust and self contained tool will accept the accessories for performing the "Deep Stepped Indent" system of crimping on Aluminium cables.

This tool will also accept the semi-circular slotted dies, common to most 130 kN tools.

HT131-UC performance features are the same as those of HT131-C.

FEATURES

crimping force	130 kN
dimensions (LxH)	488 x 149 mm
weight	5.4 kg

SALE SETUP

tool	HT131-UC
plastic case	VAL-P3

RH50



Hydraulic presshead complete with quick automatic coupler for connection to a hydraulic pump with a working pressure of 700 bar max.

RH50 is suitable for installing the same range of connectors as HT51. **HT51**.

FEATURES

crimping force	50 kN
max operating pressure	700 bar
dimensions (LxH)	195 x 75 mm
weight	1.6 kg

SALE SETUP

head	RH50
plastic case	VAL-P1

ON REQUEST

canvas bag	CVB-007
------------	----------------

RH60C



Hydraulic presshead complete with quick automatic coupler for connection to a hydraulic pump with a working pressure of 700 bar max. RH60C is suitable for installing the same range of connectors as B600C and uses the same dies.

FEATURES

crimping force	60 kN
max operating pressure	700 bar
dimensions (LxH)	216 x 91 mm
weight	1.8 kg

SALE SETUP

head	RH60C
plastic case	VAL-P26

ON REQUEST

canvas bag	CVB-007
------------	----------------

RH61



A hydraulic presshead complete with a quick automatic coupler for connection to a hydraulic pump with a max operating pressure of 700 bar.

The **RH61** head develops a crimping force of 60 kN and is suitable for installing crimp type electrical connectors on copper cables up to 240 mm².

The RH 61 head uses the same dies as **B600**.

For the full range of dies available please contact CEMBRE. It is also possible to use dies from other manufacturers type Gr.1.

FEATURES

crimping force	60 kN
max operating pressure	700 bar
dimensions (LxH)	345 x 90.5 mm
weight	2.75 kg

SALE SETUP

head	RH61
metal case	VAL-RH60

ON REQUEST

canvas bag	CVB-007
------------	----------------

RHC131



Hydraulic presshead complete with quick automatic coupler for connection to a hydraulic pump with a working pressure of 700 bar max.

This new design with improved mechanical features, is suitable for installing the same range of connectors as **HT131-C**.

FEATURES

crimping force	130 kN
max operating pressure	700 bar
jaw opening	25 mm
dimensions (LxH)	232 x 124 mm
weight	3.8 kg

SALE SETUP

head	RHC131
------	---------------

ON REQUEST

plastic case	VAL-P26
--------------	----------------

RHC131LN



Hydraulic head featuring a large 42 mm jaw opening; complete with quick automatic coupler for connection to a hydraulic pump with a working pressure of 700 bar max.

Is suitable for installing the same range of connectors as **HT131LN-C**.

FEATURES

crimping force	130 kN
max operating pressure	700 bar
jaw opening	42 mm
dimensions (LxH)	298 x 122 mm
weight	5.4 kg

SALE SETUP

head	RHC131LN
------	-----------------

ON REQUEST

plastic case	VAL-P26
--------------	----------------

ECW-H3D



Hydraulic presshead complete with quick automatic coupler for connection to a hydraulic pump with a working pressure of 700 bar max.

Adaptor type **AU230-130D** is available as an optional extra enabling the head to utilise the semi-circular slotted dies which are common to most 130 kN tools. Also available is a series of dies for the compression of DIN electrical connectors, and a die for cutting Copper, Aluminium, Alurey, Aluminium-Steel and Steel conductors.

FEATURES

crimping force	230 kN
max operating pressure	700 bar
dimensions (LxH)	290 x 120 mm
weight	5.5 kg

SALE SETUP

head	ECW-H3D
------	----------------

ON REQUEST

metal case for head and dies	VAL-ECW-H3D
------------------------------	--------------------

RHU240-3D-850



Hydraulic presshead complete with quick automatic coupler for connection to a hydraulic pump with a working pressure of 850 bar max. Suitable to be used with B85MP36 hydraulic pump and PO8500 pump.

Adaptor type **AU240-130C** is available as an optional extra enabling the head to utilise the semi-circular slotted dies which are common to most 130 kN tools.

FEATURES

crimping force	240 kN
max operating pressure	850 bar
jaw opening	25 mm
dimensions (LxH)	283 x 129 mm
weight	5.5 kg

SALE SETUP

head	RHU240-3D-850
------	----------------------

ON REQUEST

metal case for head and dies	VAL240-3D
------------------------------	------------------

RHU520

Hydraulic presshead complete with quick automatic coupler for connection to a hydraulic pump with a working pressure of 700 bar max.

Adaptor type **AU520-130C** is available as an optional extra enabling the head to utilise the semi-circular slotted dies which are common to most 130 kN tools.



FEATURES

crimping force	520 kN
max operating pressure	700 bar
dimensions (LxH)	306 x 200 mm
weight	18 kg

SALE SETUP




head	RHU520
------	---------------

ON REQUEST

metal case for head	VAL-520
metal case for dies	VALMAT-520

B-TC250ND



TYPE	
 PLUG EU	B-TC250ND
 PLUG UK	B-TC250NDE
 PLUG AU	B-TC250NDT

B-TC250ND is specifically designed to cut Copper, Aldrey, Aluminium, Aluminium-Steel cables and Steel ropes, Aluminium and Steel rods having a max overall diameter of 25 mm.

The blades are manufactured from high strength special Steel, heat treated to ensure a long service life. New Li-Ion 18.0V - 2.0Ah batteries offer a higher capacity, while greater cutting speed and cutting force result from a revitalised hydraulic system with double speed action.

The battery is equipped with led indicators that indicate the remaining battery life at any time by pressing the adjacent button.

Quieter operation, illumination of the working area via LED lights and a minimum of vibration enhance the tool's practicality.

Two batteries and charger included.

Same charger of all our tools.

Operating temperature: -15 to +50 ° C

FEATURES




max cutting Ø mm	25 mm
dimensions (LxWxH)	401 x 81 x 136 mm
weight	3.5 kg

SALE SETUP

tool	B-TC250ND
batteries x2	CB1820L
battery charger	ASC55-EU
USB cable	✓
shoulder strap	✓
plastic case	VAL-P22

B-TC250



TYPE	
 PLUG EU	B-TC250
 PLUG UK	B-TC250E
 PLUG AU	B-TC250T

B-TC250 18.0 V cordless hydraulic cutting tool specifically designed to cut Copper, aldrey, Aluminium, Aluminium-Steel cables and Steel ropes, Aluminium and Steel rods having a max overall diameter of 25 mm.

The blades are manufactured from high strength special Steel, heat treated to ensure a long service life.

New Li-Ion 18.0V - 5.2Ah batteries offer a higher capacity, while greater cutting speed and cutting force result from a revitalised hydraulic system with double speed action.

The head can rotate through 180 degrees, to enable the operator to work in the most comfortable position, and can easily be opened to allow cutting of running cables.

Operating temperature: -15 to +50 ° C

FEATURES




max cutting Ø mm	25 mm
dimensions (LxWxH)	300 x 83 x 337 mm
weight	4.65 kg

SALE SETUP

tool	B-TC250
batteries x2	CB1852L
battery charger	ASC55-EU
USB cable	✓
shoulder strap	✓
plastic case	VAL-P40

B-TC250Y



TYPE	
 PLUG EU	B-TC250Y
 PLUG UK	B-TC250YE
 PLUG 230	B-TC250YA

B-TC250Y 18.0 V cordless hydraulic cutting tool specifically designed cut Copper, Aldrey, Aluminium, Aluminium-Steel cables, steel ropes having a max overall diameter of 25 mm.

The blades are manufactured from high strength special Steel, heat treated to ensure a long service life. New Li-Ion 18.0V - 2.0Ah batteries offer a higher capacity, while greater cutting speed and cutting force result from a revitalised hydraulic system with double speed action.

The battery is equipped with led indicators that indicate the remaining battery life at any time by pressing the adjacent button. Quieter operation, illumination of the working area via LED lights and a minimum of vibration enhance the tool's practicality.

Operating temperature: -15 to +50 °C

FEATURES




max cutting Ø mm	25 mm
dimensions (LxWxH)	311 x 83 x 344 mm
weight	4.8 kg

SALE SETUP

tool	B-TC250Y
batteries x2	CB1852L
battery charger	ASC55-EU
USB cable	✓
shoulder strap	✓
plastic case	VAL-P40

B-TC320ND



TYPE	
 PLUG EU	B-TC320ND
 PLUG UK	B-TC320NDE
 PLUG 230	B-TC320NDA

B-TC320ND is specifically designed to cut Copper, Aldrey, Aluminium, Aluminium-Steel cables and Steel ropes, Aluminium and Steel rods having a max overall diameter of 32 mm.

The blades are manufactured from high strength special Steel, heat treated to ensure a long service life. New Li-Ion 18.0V - 2.0Ah batteries offer a higher capacity, while greater cutting speed and cutting force result from a revitalised hydraulic system with double speed action.

The battery is equipped with led indicators that indicate the remaining battery life at any time by pressing the adjacent button. Quieter operation, illumination of the working area via LED lights and a minimum of vibration enhance the tool's practicality.

Operating temperature: -15 to +50 °C

FEATURES




max cutting Ø mm	32 mm
dimensions (LxWxH)	444 x 81 x 136 mm
weight	3.95 kg

SALE SETUP

tool	B-TC320ND
batteries x2	CB1820L
battery charger	ASC55-EU
USB cable	✓
shoulder strap	✓
plastic case	VAL-P48

B-TC320NDF



TYPE	
 PLUG EU	B-TC320NDF
 PLUG UK	B-TC320NDFE
 PLUG USA	B-TC320NDFA

B-TC320NDF is specifically designed to cut Copper, Aluminium and telecommunication cable having a max overall diameter of 32 mm.

The blades are manufactured from high strength special Steel, heat treated to ensure a long service life. New Li-Ion 18.0V - 2.0Ah batteries offer a higher capacity, while greater cutting speed and cutting force result from a revitalised hydraulic system with double speed action.

The battery is equipped with led indicators that indicate the remaining battery life at any time by pressing the adjacent button.

The head can rotate through 180 degrees, to enable the operator to work in the most comfortable position, and can easily be opened to allow cutting of running cables.

Quieter operation, illumination of the working area via LED lights and a minimum of vibration enhance the tool's practicality.

Operating temperature: -15 to +50 ° C

FEATURES




max cutting Ø mm	32 mm
dimensions (LxWxH)	444 x 81 x 136 mm
weight	3.95 kg

SALE SETUP

batteries x2	CB1820L
battery charger	ASC55-EU
USB cable	✓
shoulder strap	✓
plastic case	VAL-P48

B-TC450



TYPE	
 PLUG EU	B-TC450
 PLUG UK	B-TC450E
 PLUG USA	B-TC450A

B-TC450 specifically designed to cut Copper, Aldrey, Aluminium, Aluminium-Steel cables and Steel ropes, Aluminium and Steel rods having a max overall diameter of 45 mm.

The blades are manufactured from high strength special Steel, heat treated to ensure a long service life.

New Li-Ion 18.0V - 5.2Ah batteries offer a higher capacity, while greater cutting speed and cutting force result from a revitalised hydraulic system with double speed action.

The battery is equipped with LED indicators to show the remaining battery life at any time by pressing the adjacent button.

The head can rotate through 180 degrees, to enable the operator to work in the most comfortable position, and can easily be opened to allow cutting of running cables.

Rubber grip inserts, low noise and minimal vibration aid operator comfort while additional convenience and safety are provided by LED lighting of the working area.

Operating temperature: -15 to +50 ° C

FEATURES

max cutting Ø mm	45 mm
dimensions (LxWxH)	407 x 88 x 401 mm
weight	6.7 kg

SALE SETUP





batteries x2	CB1852L
battery charger	ASC55-EU
USB cable	✓
shoulder strap	✓
plastic case	VAL-P40

ON REQUEST

bifilar cable cutting dies	MB40X4-TC04
----------------------------	--------------------

B-TC500



TYPE	
 PLUG EU	B-TC500
 PLUG UK	B-TC500E
 PLUG 230	B-TC500A
 PLUG 230	B-TC500T

B-TC500 18.0 V cordless hydraulic cutting tool specifically designed to cut Copper, Aluminium and telecommunication cable having a max overall diameter of 50 mm. The blades are manufactured from high strength special Steel, heat treated to ensure a long service life. The head can rotate through 90 degrees, to enable the operator to work in the most comfortable position, and can easily be opened to allow cutting of running cables.

Fitted with a maximum hydraulic pressure valve.

Designed with improved balance, B-TC500 is easily manageable during the cutting process and, by the use of bi-component plastics, has a shell with high resistance to wear and damage.

Rubber grip inserts, low noise and minimal vibration aid operator comfort while additional convenience and safety are provided by LED lighting of the working area.

FEATURES




max cutting Ø mm	50 mm
dimensions (LxWxH)	405 x 83 x 398 mm
weight	5.8 kg

SALE SETUP

batteries x2	CB1852L
battery charger	ASC55-EU
USB cable	✓
shoulder strap	✓
plastic case	VAL-P40

B-TC500Y



TYPE	
 PLUG EU	B-TC500Y
 PLUG UK	B-TC500YE
 PLUG 230	B-TC500YA

B-TC500Y specifically designed to cut Copper, Aluminium, Aluminium-Steel cables (ACSR) having a max overall diameter of 50 mm. The blades are manufactured from high strength special Steel, heat treated to ensure a long service life.

New Li-Ion 18.0V - 5.2Ah batteries offer a higher capacity, while greater cutting speed and cutting force result from a revitalised hydraulic system with double speed action.

The battery is equipped with LED indicators to show the remaining battery life at any time by pressing the adjacent button.

The head can rotate through 90 degrees, to enable the operator to work in the most comfortable position, and can easily be opened to allow cutting of running cables.

Rubber grip inserts, low noise and minimal vibration aid operator comfort while additional convenience and safety are provided by LED lighting of the working area.

Operating temperature: -15 to +50 ° C

FEATURES





max cutting Ø mm	50 mm
dimensions (LxWxH)	405 x 83 x 398 mm
weight	5.8 kg

SALE SETUP

batteries x2	CB1852L
battery charger	ASC55-EU
USB cable	✓
shoulder strap	✓
plastic case	VAL-P40

B-TC500ND-SC



TYPE	
 PLUG EU	B-TC500ND-SC
 PLUG UK	B-TC500ND-SCE
 PLUG 230	B-TC500ND-SCA
 PLUG 230	B-TC500ND-SCT

B-TC500ND-SC is specifically designed to cut Copper, Aluminium and telecommunication cable having a max overall diameter of 52,5 mm.

The blades are manufactured from high strength special Steel, heat treated to ensure a long service life. New Li-Ion 18.0V - 2.0Ah batteries offer a higher capacity, while greater cutting speed and cutting force result from a revitalised hydraulic system with double speed action.

The battery is equipped with led indicators that indicate the remaining battery life at any time by pressing the adjacent button.

The head can rotate through 180 degrees, to enable the operator to work in the most comfortable position, and can easily be opened to allow cutting of running cables.

Quieter operation, illumination of the working area via LED lights and a minimum of vibration enhance the tool's practicality.

Operating temperature: -15 to +50 ° C

FEATURES

max cutting Ø mm	52.5 mm
dimensions (LxWxH)	526 x 81 x 152 mm
weight	3.91 kg

SALE SETUP

batteries x2	CB1820L
battery charger	ASC55-EU
USB cable	✓
shoulder strap	✓
plastic case	VAL-P59

HT-TC026



Hand operated hydraulic tool specifically designed to cut Copper, Aldrey, Aluminium, Aluminium-Steel cables and Steel ropes, Aluminium and Steel rods having a max overall diameter of 25 mm.

The tool features a double speed action: a fast advancing speed for rapid approach of the blades to the cable and a slower more powerful speed for cutting.

The blades are manufactured from high strength special Steel, heat treated to ensure a long service life. The head can rotate through 180 degrees, to enable the operator to work in the most comfortable position, and can easily be opened to allow the cutting of running cables.

HT-TC026 features an automatic safety valve to bypass oil when reaching maximum pressure; a pressure release device can also be operated at any stage of operation.

FEATURES

max cutting Ø mm	25 mm
dimensions (LxH)	382 x 129 mm
weight	3.2 kg

SALE SETUP

tool	HT-TC026
canvas bag	CVB-001

HT-TC026Y



Hand operated hydraulic tool specifically designed to cut Copper, Aldrey, Aluminium, Aluminium-Steel cables, stay wire and Steel ropes having a max overall diameter of 25 mm and Steel earthing rod up to 16 mm. The tool features a double speed action.

The blades are manufactured from high strength special Steel, heat treated to ensure a long service life.

The head can rotate through 180 degrees, to enable the operator to work in the most comfortable position, and can easily be opened to allow the cutting of running cables.

HT-TC026Y features an automatic safety valve to bypass oil when reaching maximum pressure; a pressure release device can also be operated at any stage of operation.

FEATURES

max cutting Ø mm	25 mm
dimensions (LxH)	394.5 x 129 mm
weight	3.35 kg

SALE SETUP

tool	HT-TC026Y
canvas bag	CVB-001

HT-TC041N



Hand operated hydraulic tool specifically designed to cut Copper, Aldrey, Aluminium, Aluminium-Steel cables and Steel ropes, Aluminium and Steel rods having a max overall diameter of 45 mm.

New model, even more self contained, robust and sturdy.

The blades are manufactured from high strength special Steel, heat treated to ensure a long service life. The head can rotate through 180 degrees, to enable the operator to work in the most comfortable position, and can easily be opened to allow cutting of running cables.

HT-TC041N features an automatic safety valve to bypass oil when reaching maximum pressure; a pressure release device can also be operated at any stage of operation.

FEATURES

max cutting Ø mm	45 mm
dimensions (LxH)	550 x 144 mm
weight	5.8 kg

SALE SETUP

tool	HT-TC041N
plastic case	VAL-P7

ON REQUEST

bifilar cable cutting dies	MB40X4-TC04
----------------------------	--------------------

HT-TC051



Hand operated hydraulic tool specifically designed to cut Copper, Aluminium and Telecommunications cable having a max overall diameter of 50 mm.

The tool features a double speed action: a fast advancing speed for rapid approach of the blades to the cable and a slower more powerful speed for cutting.

The blades are manufactured from high strength special Steel, heat treated to ensure a long service life. The head can be easily opened to allow the cutting of running cables.

The head can rotate through 90 degrees, to enable the operator to work in the most comfortable position.

HT-TC051 features an automatic safety valve to bypass oil when reaching maximum pressure; a pressure release device can also be operated at any stage of operation.

FEATURES

max cutting Ø mm	50 mm
dimensions (LxH)	497 x 129 mm
weight	4.38 kg

SALE SETUP

tool	HT-TC051
canvas bag	CVB-010

HT-TC051Y



Hand operated hydraulic tool specifically designed to cut Copper, Aluminium, Aluminium-Steel cables (ACSR) having a max overall diameter of 50 mm.

The **HT-TC051Y** is provided with a two stage hydraulic system, which advances the blades quickly to the cable. This proven system saves operator time and effort.

The HT-TC051Y is provided with an automatic safety valve to bypass oil when reaching max pressure.

This means safety to the operator and protection to the blades.

The blades are manufactured from high strength special Steel, heat treated to ensure a long service life. The shape of the blades provides a "clean" cut. The head can be opened to allow cutting of running cables and ropes.

The head rotates 90 degrees allowing the operator to perform the cut in the most comfortable position.

FEATURES

max cutting Ø mm	50 mm
dimensions (LxH)	503 x 129 mm
weight	4.7 kg

SALE SETUP

tool	HT-TC051Y
canvas bag	CVB-010

TC025



Hydraulic cutting head complete with quick automatic coupler for connection to a hydraulic pump with a working pressure of 700 bar max.

TC025 has the same cutting capability as **HT-TC026**.

FEATURES

max cutting Ø mm	25 mm
max operating pressure	700 bar
dimensions (LxH)	213 x 82 mm
weight	2 kg

SALE SETUP

head	TC025
canvas bag	CVB-007

TC04N



Hydraulic cutting head complete with quick automatic coupler for connection to a hydraulic pump with a working pressure of 700 bar max.

TC04N has the same cutting capability as **HT-TC041N**.

FEATURES

max cutting Ø mm	45 mm
max operating pressure	700 bar
dimensions (LxH)	311 x 100 mm
weight	4 kg

SALE SETUP

head	TC04N
metal case	VAL-04

ON REQUEST

bifilar cable cutting dies	MB40X4-TC04
----------------------------	--------------------

TC050



Hydraulic cutting head complete with quick automatic coupler for connection to a hydraulic pump with a working pressure of 700 bar max.

TC050 features the same cutting capability as **HT-TC051**.

FEATURES

max cutting Ø mm	50 mm
max operating pressure	700 bar
dimensions (LxH)	325 x 112 mm
weight	3.2 kg

SALE SETUP

head	TC050
canvas bag	CVB-011

TC050Y



Hydraulic cutting head complete with quick automatic coupler for connection to a hydraulic pump with a working pressure of 700 bar max.

TC050Y features the same cutting capability as **HT-TC051Y**.

FEATURES

max cutting Ø mm	50 mm
max operating pressure	700 bar
dimensions (LxH)	331 x 112 mm
weight	3.3 kg

SALE SETUP

head	TC050Y
canvas bag	CVB-011

B70M-P36

TYPE	
 PLUG EU	B70M-P36
 PLUG UK	B70M-P36E
 PLUG Schuko	B70M-P36A
 PLUG Type C	B70M-P36T

Pumps **B70M-P36** are powered by an all new 36.0V 6.2Ah Li-Ion high capacity rechargeable battery providing independence and portability.

Extremely compact and suitable for a wide range of applications. The new design and ergonomic weight distribution allows the pump to be easily handled during use. Quieter operation, and the absence of vibrations ensure maximum operator comfort. The CEMBRE logo acts as an indicator by changing colour to provide the operator with instantaneous visual confirmation of the pumps status, such as; pump ready, pump in use, end of cycle, cycle error, anomaly, maintenance required.



FEATURES

max operating pressure	700 bar
dimensions (LxWxH)	405 x 161 x 327 mm
weight	10 kg

SALE SETUP




portable electro-hydraulic pump	✓
remote control	ERCH
3 m flexible hose	✓
battery 36 V - 6,2 Ah Li-Ion	CB3662L
battery charger	ASC145-EU
USB cable	✓
shoulder strap	✓
canvas rucksack	CVB-037

ON REQUEST

remote hand controller integrated with 3 m length flexible hose	ERCH-WH
canvas rucksack	TRS-B70
hook for hanging the pump from a ladder	SH-B70
durable transport case for pump and accessories	VAL-P18
portable remote foot control	RCP-B70



B70M-P36-CH

TYPE	
 PLUG EU	B70M-P36-CH
 PLUG UK	B70M-P36E-CH
 PLUG USA	B70M-P36A-CH

Pumps **B70M-P36-CH** are powered by an all new 36.0V 6.2Ah Li-Ion high capacity rechargeable battery providing independence and portability. Extremely compact and suitable for a wide range of applications. The new design and ergonomic weight distribution allows the pump to be easily handled during use. Quieter operation, and the absence of vibrations ensure maximum operator comfort. The CEMBRE logo acts as an indicator by changing colour to provide the operator with instantaneous visual confirmation of the pumps status, such as; pump ready, pump in use, end of cycle, cycle error, anomaly, maintenance required.



FEATURES	
max operating pressure	700 bar
dimensions (LxWxH)	405 x 161 x 327 mm
weight	10 kg

SALE SETUP	
portable electro-hydraulic pump	✓
remote hand controller integrated with 3 m length flexible hose	ERCH-WH
battery 36 V - 6,2 Ah Li-Ion	CB3662L
battery charger	ASC145-EU
USB cable	✓
shoulder strap	✓
canvas rucksack	CVB-037

ON REQUEST	
canvas rucksack	TRS-B70
hook for hanging the pump from a ladder	SH-B70
durable transport case for pump and accessories	VAL-P18
portable remote foot control	RCP-B70



CRIMPING
RH50
RHC131



TFC WIRE CUTTING
RH-TFC



RAIL BONDING
RHTEP-S



HIGH CRIMPING
ECW-H3D
RHU520



CUTTING
TC025
TC04N
TC050



NUT SPLITTING
RHTD270
RHTD410T



HYDRAULIC CRIMPING AND CUTTING TOOLS

B85M-P36

TYPE	
 PLUG EU	B85M-P36
 PLUG UK	B85M-P36E
 PLUG USA	B85M-P36A

Pumps **B85M-P36** are powered by an all new 36.0V 6.2Ah Li-Ion high capacity rechargeable battery providing independence and portability.

Extremely compact and suitable for a wide range of applications. The new design and ergonomic weight distribution allows the pump to be easily handled during use. Quieter operation, and the absence of vibrations ensure maximum operator comfort. The CEMBRE logo acts as an indicator by changing colour to provide the operator with instantaneous visual confirmation of the pumps status, such as; pump ready, pump in use, end of cycle, cycle error, anomaly, maintenance required.



FEATURES

max operating pressure	850 bar
dimensions (LxWxH)	405 x 161 x 327 mm
weight	10 kg

SALE SETUP

portable electro-hydraulic pump	✓
remote control	ERCH
3 m flexible hose	✓
battery 36 V - 6,2 Ah Li-Ion	CB3662L
battery charger	ASC145-EU
USB cable	✓
shoulder strap	✓
canvas rucksack	CVB-037

ON REQUEST

remote hand controller integrated with 3 m length flexible hose	ERCH-WH
canvas rucksack	TRS-B70
hook for hanging the pump from a ladder	SH-B70
durable transport case for pump and accessories	VAL-P18
portable remote foot control	RCP-B70






CRIMPING

RHU240-3D-850



B85M-P36-CH

TYPE	
 PLUG EU	B85M-P36-CH
 PLUG UK	B85M-P36E-CH
 PLUG USA	B85M-P36A-CH

Pumps **B85M-P36-CH** are powered by an all new 36.0V 6.2Ah Li-Ion high capacity rechargeable battery providing independence and portability. Extremely compact and suitable for a wide range of applications. The new design and ergonomic weight distribution allows the pump to be easily handled during use. Quieter operation, and the absence of vibrations ensure maximum operator comfort. The CEMBRE logo acts as an indicator by changing colour to provide the operator with instantaneous visual confirmation of the pumps status, such as; pump ready, pump in use, end of cycle, cycle error, anomaly, maintenance required.



FEATURES

max operating pressure	850 bar
dimensions (LxWxH)	405 x 161 x 327 mm
weight	10 kg

SALE SETUP

portable electro-hydraulic pump	✓
remote hand controller integrated with 3 m length flexible hose	ERCH-WH
battery 36 V - 6,2 Ah Li-Ion	CB3662L
battery charger	ASC145-EU
USB cable	✓
shoulder strap	✓
canvas rucksack	CVB-037

ON REQUEST

canvas rucksack	TRS-B70
hook for hanging the pump from a ladder	SH-B70
durable transport case for pump and accessories	VAL-P18
portable remote foot control	RCP-B70







CRIMPING

RHM240-3D-850



B68M-P18

TYPE	
 PLUG EU	B68M-P18
 PLUG UK	B68M-P18E
 PLUG CH	B68M-P18A
 PLUG US	B68M-P18T

B68M-P18 is a lightweight high capacity pump equipped with an innovative remote control suitable for a wide range of applications.

Li-Ion 18V 5.2 Ah batteries offer a high capacity, while improved operating speed results from a revitalised hydraulic system with double speed action.

A maximum pressure sensor assures greater precision and repeatability of the pressure cycle, while a security valve doubles the provision for operator safety.



FEATURES

max operating pressure	700 bar
dimensions (LxWxH)	364 x 186 x 236 mm
weight	5,6 kg

SALE SETUP

remote control provides LED working lights and an OLED display	✓
2 m flexible hose	✓
batteries x2	CB1852L
battery charger	ASC55-EU
shoulder strap	✓
canvas bag	CVB-031



CRIMPING

RH50
RHC131



TFC WIRE CUTTING

RH-TFC



RAIL BONDING

RHTEP-S



HIGH CRIMPING

ECW-H3D



CUTTING



TC025
TC04N
TC050



NUT SPLITTING

RHTD270
RHTD410T

B1300PL

TYPE	
 PLUG EU	B1300PL
 PLUG UK	B1300PLE
 PLUG CH	B1300PLA
 PLUG US	B1300PLT

Portable electro-hydraulic pump **B1300PL** is battery operated for independent use. Having the inherent strengths of the CEMBRE 18V tool range the B1300PL is a compact, lightweight pump suitable for a wide range of applications. Li-Ion 18 V 5.2 Ah batteries offer a high capacity, while improved operating speed results from a revitalised hydraulic system with double speed action. A security valve assures operator safety. Designed with improved handling characteristics, B1300PL is easily manageable during the operating process.



FEATURES

max operating pressure	700 bar
dimensions (LxWxH)	354 x 103 x 240 mm
weight	4 kg

SALE SETUP

0,9 m flexible hose	✓
battery	CB1852L
battery charger	ASC55-EU
shoulder strap	✓
canvas bag	VAL-P51



CRIMPING

RH50
RHC131



TFC WIRE CUTTING

RH-TFC



RAIL BONDING

RHTEP-S



HIGH CRIMPING

ECW-H3D



CUTTING

TC025
TC04N
TC050



NUT SPLITTING

RHTD270
RHTD410T

HYDRAULIC CRIMPING AND CUTTING TOOLS

PO7000

Foot operated double speed pump, developing a maximum pressure of 700 bar.

The pump is supplied with 3 m long high pressure flexible hose complete with female self-lock quick coupler.

Pressure can be withdrawn at any time during operation by depressing the release lever.

A solid shaped stand gives the pump stability during operation.



FEATURES

max operating pressure	700 bar
dimensions (LxWxH)	680 x 200 x 163 mm
weight	9.8 kg

SALE SETUP

pump	PO7000
flexible hose	✓
plastic case	VAL-P21

PO8500

Foot operated double speed pump, developing a maximum pressure of 850 bar.

The pump is supplied with 3 m long high pressure flexible hose complete with female self-lock quick coupler.

Pressure can be withdrawn at any time during operation by depressing the release lever.

A solid shaped stand gives the pump stability during operation.

PO8500 can be mounted on a ladder and depending of the work the position of the pumping pedal can be rotated very easily.



FEATURES

max operating pressure	850 bar
dimensions (LxWxH)	689 x 200 x 2103 mm
weight	9.9 kg

SALE SETUP

pump	PO8500
flexible hose	✓
metallic case	VAL-22

BATTERY	TYPE	V - Ah	TECHNOLOGY
	CB1820L	18 V - 2.0 Ah	
	CB1852L	18 V - 5.2 Ah	
	CB1880L	18 V - 8.0 Ah	Li-Ion
	CB3662L	36 V - 6.2 Ah	
	CB3680L	36 V - 8 Ah	

BATTERY CHARGER	PLUG	TYPE	INPUT	OUTPUT
		ASC55-EU	220 - 240 V	85 W
		ASC55-UK	220 - 240 V	85 W
		ASC30-36-USA/CA	115 V	85 W
		ASC30-36-AUS/NZ	220 - 240 V	85 W
		ASC145-EU	220 - 240 V / 50 - 60 Hz	190 W
		ASC145-UK	220 - 240 V / 50 - 60 Hz	190 W
		ASC145-USA/CA	115 V / 60 Hz	190 W
		ASC145-AUS/NZ	220 - 240 V / 50 - 60 Hz	190 W



MECHANICAL TOOLS



SC1

Electricians scissors with high tensile steel blades allowing for excellent strength and performance. Specially micro-serrated blades for anti-slip purpose. Handles are made from dual component materials.



APPLICATION

flexible conductors Cu - Al

SC5X

Professional scissors with special Steel frame, high hardness blades (58 HRC) and anti slide serrations. The moulded plastic handles combine a rigid structure with a softer material for finger comfort. Supplied with carry case and swivel belt hook.



APPLICATION

flexible conductors Cu - Al up to 50 mm²

SC3X

Multi-purpose scissors with high hardness blades (56 HRC) and anti slide serrations. The moulded plastic handles combine a rigid structure with a softer material for finger comfort. Cutting of flexible conductors up to 35 mm².



APPLICATION

flexible conductors Cu - Al up to 35 mm²

SC6X

Only 86 g weight, the tapered blades and streamlined handles encourage agility and speed of operation. Handles have an integrated crimping system for end sleeves. high hardness blades (58 HRC) and anti slide serrations.



APPLICATION

flexible conductors Cu - Al up to 50 mm²

KT1 KT2



APPLICATION

cables	rigid mm ²		multi-cond. mm ²		flex mm ²
	Cu	Al	Cu	Al	Cu
KT1	16	35	50	50	70
KT2	16	50	50	70	95

KT3N KT4N



APPLICATION

KT3N	Cu & Al cable up to Ø 34 mm
KT4N	Cu & Al cable up to Ø 62 mm

KT5



APPLICATION

Cu & Al cable up to 25 mm²

5116660250 5116660500



APPLICATION

5116660250	Cu & Al cable up to Ø 18 mm
5116660500	Cu & Al cable up to Ø 25,4 mm

HB8



APPLICATION

PVC insulated cables 0,2 ÷ 6 mm²

HB5



APPLICATION

PVC insulated cables 0,25 ÷ 6 mm²

HB6

APPLICATION

cable stripping for photovoltaic 2,5 ÷ 6 mm²
stripping length 8,5 mm

SELL SETUP

Wire strippers for including stripping **HB6**
• flat blade for PVC cables 0.02 ÷ 10 mm² **4320-0864**

ACCESSORIES ON REQUEST

• flat blade for PVC cables 0.02 ÷ 10 mm² **4320-0864**
• 'V' blades for PTFE cables 0,1÷4 mm² **4320-0865**
• rounded blades for PVC cables 4 ÷ 16 mm² **4320-0866**



HS7



SELL SETUP

sealing pliers with aluminium joints and steel cable

SE700

Complete kit consisting of 15 m stainless steel cable and 100 neutral joints in a practical plastic box.



SELL SETUP

KIT 15 m stainless steel cable & 100 joints SE7

Crimpstar®

Manual tool, compact and easy to use, equipped with treated steel crimp jaws with high mechanical properties, factory-set ratchet for crimping control (automatic handle opening upon completion of crimping operation), emergency release lever which, if necessary, opens the crimp jaws before their complete closure, ergonomically designed non-slip moulded plastic grips.

HP1



APPLICATION

PVC, PC and PA6.6 insulated terminals and connectors 0,2 ÷ 2,5 mm²

HP3



APPLICATION

PVC, PC and PA6.6 insulated terminals and connectors 0,25 ÷ 6 mm²

HNN3



APPLICATION

PA6.6 insulated terminals and connectors 1,5 ÷ 10 mm²

HNN4



APPLICATION

PA6.6 insulated terminals and connectors 10 ÷ 16 mm²

HPH1



APPLICATION

through connectors PE HD insulated, heat shrinkable 0,5 ÷ 6 mm²
PA6.6 connectors NL-M, NL-P 0,25 ÷ 6 mm²

HNKE4



APPLICATION

end sleeves 0,5 ÷ 4 mm²

HNKE16



APPLICATION

end sleeves 4 ÷ 16 mm²

HNKE50



APPLICATION

end sleeves 25 - 35 - 50 mm²

HN1



APPLICATION
uninsulated terminals and connectors $0,25 \div 10 \text{ mm}^2$

HN5



APPLICATION
uninsulated terminals and connectors $10 \div 16 \text{ mm}^2$

HN-A25



APPLICATION
uninsulated terminals and connectors A-M, L-M and L-P $10 \div 25 \text{ mm}^2$

HN-D25



APPLICATION
Cu tube lugs DR (DIN 46235) and through connectors DSV (DIN 46267)

HF1



APPLICATION
open barrel brass terminals $0.5 \div 4 \text{ mm}^2$

HF2



APPLICATION
open barrel brass terminals $0.08 \div 1.3 \text{ mm}^2$

HX1



APPLICATION
coaxial connectors type RG58, RG59, RG62 and RG 71

ZKE610N

APPLICATION
PA6.6 end sleeves $0.1 \div 10 \text{ mm}^2$



ZKE616N

APPLICATION
PA6 end sleeves $0.1 \div 16 \text{ mm}^2$



SDC



Deep point socket



Reduced shank diameter

Hexagonal lever point

Socket screwdriver with deep execution and reduced wall equipped with an ergonomic handle, useful for use under stress. The reduced external wall allows the tool to be used in spaces with narrow seats (relays and switches). The deep groove sleeve can be used on long threads. The hexagonal insert on the outside of the bush facilitates effort in critical conditions.

Standard: ISO 6750 - ISO 2236



TYPE	HEAD DIMENSIONS mm	BLADE LENGTH mm	TOTAL LENGTH mm	WEIGHT gr
SDC7X125-HEX	7	125	243	97
SDC8X125-HEX	8	125	243	114
SDC9X125-HEX	9	125	243	132
SDC10X125-HEX	10	125	243	152

KRS



Socket set 1/4" drive KRS47 in Chromium-vanadium steel. Standard: UNI ISO 3315 - DIN 3122




TYPE	KIT DIMENSIONS mm			WEIGHT gr
	LENGTH	WIDTH	HEIGHT	
KRS47	285	136	44	1.655

SELL SETUP	QUANTITY
reversible ratchet wrench with socket retention system	1
extensions	2
articulated joint	1
T bar with sliding handle	1
screwdriver style holder	1
sockets 4 to 14 mm	13
extended sockets 8 to 13 mm	4
screwdriver sockets 4 to 6.5 mm	3
screwdriver sockets PH1, PH2, PH3	3
screwdriver sockets PZ1, PZ2, PZ3	3
hex socket spanners 3 to 8 mm	6
hex Allen keys 1.5 to 5 mm	3
torx socket keys T10 to T40	6
metal case	1

IDENTIFICATION FOR RAILWAY APPLICATIONS



ROLLY3000

TYPE	
 ROLLY3000	PLUG EU
 ROLLY3000E	PLUG UK
 ROLLY3000A	PLUG JP



ROBUST AND QUIET

RELIABLE: intensive operation in an office or factory environment
EASY TO SET-UP: has the facility to optimise printer set-up according to the media selected. The optimized printing speed allows for 4,000 cable tags in less than 2 minutes, with an autonomy of over 140,000 tags with a ribbon only.



ROLLY2000TR2

Designed to optimise printing simultaneously on both sides of TERMO-ROLL heat shrinkable tubing in ladder format on a roll.

IDENTIFICATION FOR RAILWAY APPLICATIONS

RIBBON

Family	Type						Print area mm	Width mm	Length m	Quantity
	black	blue	red	green	grey	white				
TPS-060	842112	842113	842115	842114	842116		105	112		1
	842132							30	200	1
	842162							60		1
TPPS-060 PREMIUM	842212					842222	105	110	300	1
TRR-055	842121						60	60	350	1
TRPR-060 PREMIUM	844121						60	60	350	1



consult the online catalogue for other identification products

CABLE TAGS



CABLE TAGS PRECUT 4 mm
PUSH IN



TPM-ROLL

CABLE TAGS PRECUT
TIE ON



ETF-ROLL

WRAPAROUND CABLE MARKERS



KM-ROLL

HEAT SHRINK TUBING
SINGLE & BOTH SIDES PRINTING



TERMO-ROLL

LEGENDS



15 mm
PRECUT



TAP-ROLL

15 mm
PRECUT



TAP-ROLL

LABELS

LABELS PRECUT
SELF ADHESIVE



TTL

LABELS PRECUT
SELF ADHESIVE



TTL

CABLE TAGS WITH HOLDERS



precut 4mm push in markers, on a roll

TPM-ROLL tags are used for marking cables, conduit, tubes, conductors and components. Presented in stem format, tags are simply snapped off their stems and inserted into the appropriate holders.

Material: Rigid PVC, self extinguishing class V0: UL94
Operating temperature range: -30°C to +60°C

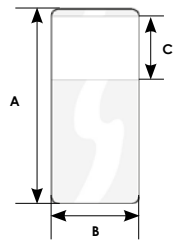
Size mm	Type		Quantity
	white	yellow	
4x10	44090B	44040B	16.356
4x12	44091B	44041B	12.552
4x15	44092B	44042B	12.552
4x20	44093B	44043B	10.200
4x30	44096B	44046B	6.270
4x40	44097B	44047B	5.005

WRAPAROUND CABLE MARKERS



self adhesive, precut, Halogen Free

KM-ROLL wraparound cable markers are suitable for identifying large diameter cables, tubes and conduit. Printing on Rolly3000, is exceptionally clear and legible and is protected from chemical and atmospheric agents.



Material: Polyester film
Operating temperature range: -40°C to +130°C
Application temperature range: +10°C to +40°C



Family	Overall length A mm	Wrapping diameter mm	Print area CxB mm	Type		Quantity
				white PO99006TR	yellow PO99006TR	
KM-ROLL019	19	2 ÷ 3	9 x 13	61962-013N	61462-013N	7.000
			9 x 15	61955-015N	61455-015N	8.500
KM-ROLL025	25	2,6 ÷ 4,1	9 x 23	61955-023N	61455-023N	6.800
			10 x 15	61950-015N	61450-015N	6.000
KM-ROLL038	38	4,3 ÷ 7	10 x 23	61950-023N	61450-023N	4.800
			15 x 15	61951-015N	61451-015N	4.500
KM-ROLL050	50	6 ÷ 10	15 x 23	61951-023N	61451-023N	3.600
			25 x 15	61952-015N	61452-015N	3.000
KM-ROLL075	75	8 ÷ 14	25 x 23	61952-023N	61452-023N	2.400
			25 x 15	61953-015N	61453-015N	2.400
KM-ROLL100	100	12 ÷ 20	25 x 23	61953-023N	61453-023N	1.920
			25 x 50	61953-050N	61453-050N	1.000
			32 x 38	61953-038N	61453-038N	1.000

CABLE & CONDUIT TAGS TIE-ON



precut, one piece markers

ETF-ROLL tags are used with cable ties for marking large diameter cables, hoses, tubes and conduit.

ETF-ROLL-SBS

Material: SBS Styrene-Butadiene-Styrene, Halogen free
Operating temperature range: -30°C to +70°C

Size mm	Ø min cable mm	Type										Quantity
		white	yellow	grey	red	orange	green	blue	pink	marrone	black	
13x57	6	44192-SBS	44142-SBS		44122-SBS	44132-SBS	44152-SBS	44162-SBS	44172-SBS	44172BR-SBS	44112-SBS	1.775
20x65	8	44495-SBS	44445-SBS		44425-SBS	44435-SBS	44455-SBS	44465-SBS				1.000
20x125	8	44494-SBS										500
25x100	12	44193-SBS	44143-SBS	44183-SBS	44123-SBS		44153-SBS	44163-SBS			44113-SBS	400

ETF-ROLL-HF

Material: Polycarbonate PC, Halogen Free, self extinguishing class V0: UL94; the colours white PC10040WH and yellow PC10040YE are EN 45545-2 approved

Operating temperature range: -40°C to +130°C

Size mm	Ø min cable mm	Type						Quantity
		white PC10040WH	yellow PC10040YE	red	blue	green	orange	
13x57	6	44192-HF	44142-HF	44122-HF	44162-HF	44152-HF	44132-HF	1.775

ETF-ROLL-TPU

Material: Thermoplastic-Polyether-Polyurethane TPU, Halogen Free, Flame Retardant, self extinguishing class V0: UL94

Operating temperature range: -25°C to +80°C



Size mm	Ø min cable mm	Type								Quantity
		white	yellow	red	light blue	blue	green	orange	black	
10x60	6	44390	44340	44320	44360L		44350	44330	44310	1.000
27x40	20	44293	44243	44223		44263		44233	44213	1.000

LEGENDS



precut

TAR-ROLL tags are used for marking cables, conduit, tubes, conductors and components.

Material: Rigid PVC, self extinguishing class V0: UL94
Operating temperature range: -30°C to +60°C

Family	Size mm	Type		Quantity
		white	yellow	
TAR-ROLL	9x15	75094	75044	7.500
	9x20	75098		5.800
	9x35	75095	75045	3.000
	9x70	75099	75049	1.450

Material: Polycarbonate PC, Halogen Free, self extinguishing class V0: UL94; the colours white PC10040WH and yellow PC10040YE are EN 45545-2 approved

Operating temperature range: -40°C to +130°C

Family	Size mm	Type					Quantity
		white PC10040WH	yellow PC10040YE	blue	green Siemens	orange	
TAR-ROLL-HF	15x40	75096-HF	75046-HF	75066-HF	75056SGN-HF	75036-HF	2.250

see the accessories section to be used with the tags

LEGENDS



precut

TAP-ROLL legends are particularly versatile for identifying cables, conduit, push buttons, machinery, components, etc. Consult us for availability of other colours.

Note: UV resistance may vary between colours.

Material: Rigid PVC, self extinguishing class V0: UL94

Operating temperature range: -30°C to +60°C

Family	Size mm	Type		Quantity
		white	yellow	
TAP-ROLL	15x27	37290	37240	3.200
	15x49	37291	37241	1.125

HEAT SHRINKABLE TUBING HIGH GRADE 3:1 DIESEL RESISTANT

Ladder and continuous, shrinkage ratio 3:1

TERMO-ROLL D3 heat shrinkable tubes are made of DIESEL RESISTANT heat shrinkable Polyolefin tubing with ideal printability properties for identification purpose, which provides fluid resistance as per NF-F00-608.

Ideal for applications where diesel resistance characteristics are required, as per ALSTOM and BOMBARDIER and other rolling stock application.

Material: Extruded, cross linked Polyolefin, shrinkage ratio 3:1

Temperature range: -40°C to +125°C

Minimum shrinkage temperature: > +90°C

Internal Ø before shrinking mm	Cable ext. Ø range mm	Cable c.s.a range mm ²	Type		Length mm	Tubes per step	Quantity
			white	yellow			
2,4	1,6÷2	0,25÷0,5	D3-24-25-WH	D3-24-25-YE	25	2	2.000
			D3-24-50-WH	D3-24-50-YE	50	1	1.000
			D3-32-25-WH	D3-32-25-YE	25	2	2.000
3,2	1,8÷2,8	0,5÷1	D3-32-50-WH	D3-32-50-YE	50	1	1.000
			D3-48-25-WH	D3-48-25-YE	50	1	5.000
			D3-48-50-WH	D3-48-50-YE	25	2	2.000
4,8	2,8÷4,2	1÷2,5	D3-64-25-WH	D3-64-25-YE	50	1	1.000
			D3-64-50-WH	D3-64-50-YE	50	1	5.000
			D3-95-25-WH	D3-95-25-YE	25	2	2.000
6,4	4,2÷5,8	4÷6	D3-95-50-WH	D3-95-50-YE	50	1	1.000
			D3-127-25-WH	D3-127-25-YE	50	1	3.000
			D3-127-50-WH	D3-127-50-YE	25	2	1.000
9,5	5,8÷8	10÷16	D3-190-25-WH	D3-190-25-YE	50	1	500
			D3-190-50-WH	D3-190-50-YE	50	1	2.000
			D3-254-25-WH	D3-254-25-YE	25	2	1.000
12,7	8÷11	25÷35	D3-254-50-WH	D3-254-50-YE	50	1	500
			D3-381-25-WH	D3-381-25-YE	25	2	1.000
19,1	11÷17	35÷50	D3-381-50-WH	D3-381-50-YE	50	1	500
			D3-508-50-WH	D3-508-50-YE	25	2	600

Internal Ø before shrinking mm	Cable ext. Ø range mm	Cable c.s.a range mm ²	Type		Length m	Quantity
			white	yellow		
2,4	1,6 ÷ 2	0,25 ÷ 0,5	D3-24-WH3-100	D3-24-YE3-100	100	1
3,2	1,8 ÷ 2,8	0,5 ÷ 1	D3-32-WH3-100	D3-32-YE3-100	100	1
4,8	2,8 ÷ 4,2	1 ÷ 2,5	D3-48-WH3-100	D3-48-YE3-100	100	1
6,4	4,2 ÷ 5,8	4 ÷ 6	D3-64-WH3-100	D3-64-YE3-100	100	1
9,5	5,8 ÷ 8	10 ÷ 16	D3-95-WH3-100	D3-95-YE3-100	100	1
12,7	8 ÷ 11	25 ÷ 35	D3-127-WH3-100	D3-127-YE3-100	100	1
19	11 ÷ 17	35 ÷ 50	D3-190-WH3-100	D3-190-YE3-100	100	1
25,4	17 ÷ 23	50 ÷ 120	D3-254-WH3-100	D3-254-YE3-100	100	1
38,1	23 ÷ 36	120 ÷ 240	D3-381-WH3-50	D3-381-YE3-50	100	1
50,8	27 ÷ 48	240 ÷ 400	D3-508-WH3-50	D3-508-YE3-50	50	1

HEAT SHRINKABLE TUBING HIGH GRADE 2:1

ladder & continuous, shrinkage ratio 2:1



H2 type heat shrinkable tubing is used to provide highly legible and resistant identification of cables, pipes, conduits, etc. within a minimum space.

Halogen Free composition provides flame retardant and low smoke emission characteristics suitable for safety critical applications including closed environments such as tunnels and subways, rail installations, marine and industrial applications.

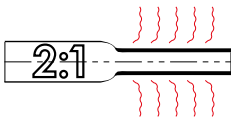
Material: Irradiated Polyolefin, shrinkage ratio 2:1
Operating temperature range: -30°C to +105°C
Minimum shrinkage temperature: > +90°C

Resistance to liquids, after the shrinkage:
MIL-STD-202H
EN 50343-Annex H
LUL C3349
SAE AS-5942

Meets the requirements for fire testing of materials and components for trains in EN 45545-2 and NFPA 130.



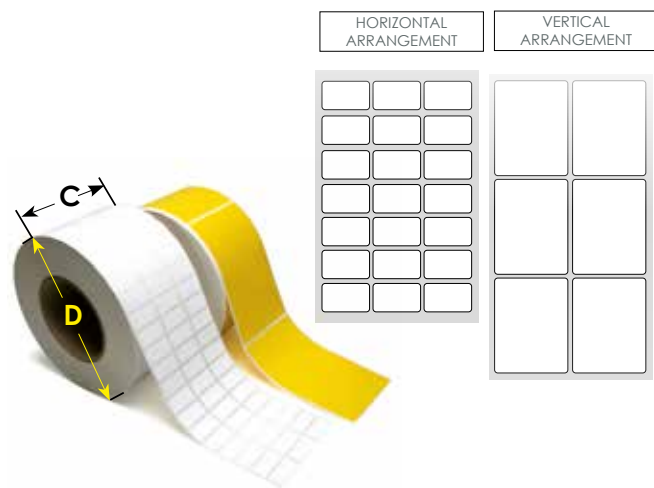
IDENTIFICATION FOR RAILWAY APPLICATIONS



Internal Ø before shrinking mm	Cable ext. Ø range mm	Cable c.s.a range mm²	Type		Length mm	Tubes per step	Quantity
			white	yellow			
2,4	1,6÷2	0,25÷0,5	H2-24-25-WH2	H2-24-25-YE2	25	2	2.000
			H2-24-50-WH2	H2-24-50-YE2	50	1	1.000
			H2-32-25-WH2	H2-32-25-YE2	25	2	2.000
3,2	1,8÷2,8	0,5÷1	H2-32-50-WH2	H2-32-50-YE2	50	1	1.000
			H2-32-50-WH2BULK		50	1	5.000
			H2-48-25-WH2	H2-48-25-YE2	25	2	2.000
4,8	2,8÷4,2	1÷2,5	H2-48-50-WH2	H2-48-50-YE2	50	1	1.000
			H2-48-50-WH2BULK		50	1	5.000
			H2-64-25-WH2	H2-64-25-YE2	25	2	2.000
6,4	4,2÷5,8	4÷6	H2-64-50-WH2	H2-64-50-YE2	50	1	1.000
			H2-64-50-WH2BULK		50	1	3.000
			H2-95-25-WH2	H2-95-25-YE2	25	2	1.000
9,5	5,8÷8	10÷16	H2-95-50-WH2	H2-95-50-YE2	50	1	500
			H2-95-50-WH2BULK		50	1	2.000
			H2-127-25-WH2	H2-127-25-YE2	25	2	1.000
12,7	8÷11	25÷35	H2-127-50-WH2	H2-127-50-YE2	50	1	500
			H2-190-25-WH2	H2-190-25-YE2	25	2	1.000
			H2-190-50-WH2	H2-190-50-YE2	50	1	500
19,1	11÷17	35÷50	H2-254-25-WH2	H2-254-25-YE2	25	2	600
			H2-254-50-WH2	H2-254-50-YE2	50	1	300
			H2-381-25-WH2	H2-381-25-YE2	25	2	200
25,4	17÷23	50÷120	H2-381-50-WH2	H2-381-50-YE2	50	1	100
			H2-508-50-WH2	H2-508-50-YE2	50	1	100

Internal Ø before shrinking mm	Cable ext. Ø range mm	Cable c.s.a range mm²	Type		Length m	Quantity
			white	yellow		
2,4	1,6 ÷ 2	0,25 ÷ 0,5	H2-24-WH3	H2-24-YE3	20	1
			H2-24-WH3-50*	H2-24-YE3-50*	50	1
3,2	1,8 ÷ 2,8	0,5 ÷ 1	H2-32-WH3	H2-32-YE3	20	1
			H2-32-WH3-100*	H2-32-YE3-100*	100	1
4,8	2,8 ÷ 4,2	1 ÷ 2,5	H2-48-WH3	H2-48-YE3	20	1
			H2-48-WH3-100*	H2-48-YE3-100*	100	1
6,4	4,2 ÷ 5,8	4 ÷ 6	H2-64-WH3	H2-64-YE3	20	1
			H2-64-WH3-100*	H2-64-YE3-100*	100	1
9,5	5,8 ÷ 8	10 ÷ 16	H2-95-WH3	H2-95-YE3	15	1
			H2-95-WH3-100*	H2-95-YE3-100*	100	1
12,7	8 ÷ 11	25 ÷ 35	H2-127-WH3	H2-127-YE3	15	1
			H2-127-WH3-100*	H2-127-YE3-100*	100	1
19	11 ÷ 17	35 ÷ 50	H2-190-WH3	H2-190-YE3	15	1
			H2-190-WH3-100*	H2-190-YE3-100*	100	1
25,4	17 ÷ 23	50 ÷ 120	H2-254-WH3	H2-254-YE3	15	1
			H2-254-WH3-100*	H2-254-YE3-100*	100	1
38,1	23 ÷ 36	120 ÷ 240	H2-381-WH3	H2-381-YE3	15	1
			H2-381-WH3-60*	H2-381-YE3-60*	60	1
50,8	27 ÷ 48	240 ÷ 400	H2-508-WH3	H2-508-YE3	15	1
			H2-508-WH3-60*	H2-508-YE3-60*	60	1

THERMAL TRANSFER LABELS



self adhesive, on a roll

Thermal transfer labels are made from materials which are not temperature sensitive and whose surfaces are treated to accept the pigment from the ribbon heated by the print head. Labels are normally die cut on a roll and arranged horizontally with respect to the printer output, although some are arranged vertically.

When not in use, labels will maintain their good condition if stored in their original packaging and not subject to excessive heat or significant temperature variation. They should be removed from their packaging only at the time of use and not exposed to moisture for long periods.

white		yellow	metallic grey		MATERIAL
WVYG	WPYG	YVYG	SVYG	PPYG	
PVC film outdoor PVC99008WH	Polyester film PET99005WH	PVC film outdoor PVC99008YE	PVC film outdoor PVC99008GY	Polyester film PET99005GY	
-30°C	-40°C	-30°C	-30°C	-40°C	MIN OPERATING TEMPERATURE
+70°C	+130°C	+70°C	+70°C	+130°C	MAX OPERATING TEMPERATURE
+10°C	+10°C	+10°C	+10°C	+10°C	MIN APPLICATION TEMPERATURE
+40°C	+40°C	+40°C	+40°C	+40°C	MAX APPLICATION TEMPERATURE
gloss	gloss	gloss	gloss	gloss	SURFACE
80µ	50µ	80µ	73µ	50µ	THICKNESS
....	UV RESISTANCE
✓	✓	✓	✓	✓	PERMANENT ADHESIVE
					UL APPROVED

Size Ax8 mm	Trucks	C mm	D mm	Type	white out- door	white	yellow out- door	metallic grey outdoor	metallic grey	Quantity
Rectangular labels, horizontal arrangement										
6 x 15	5	90	130	8400101...	WVYG	WPYG	YVYG	SVYG	PPYG	30.000
7 x 10	5	66	150	8400093...	WVYG	WPYG	YVYG	SVYG	PPYG	40.000
8 x 12	4	60	150	8400091...	WVYG	WPYG	YVYG	SVYG	PPYG	29.080
9 x 20	3	70	150	8400017...	WVYG	WPYG	YVYG	SVYG	PPYG	19.995
12 x 25	3	85	150	8400023...	WVYG	WPYG	YVYG	SVYG	PPYG	16.005
15 x 27	3	90	150	*8401008...	WVYG	WPYG	YVYG	SVYG	PPYG	13.320
18 x 47	2	100	150	8400034...	WVYG	WPYG	YVYG	SVYG	PPYG	7.610
25 x 80	1	84	130	8400075...	WVYG	WPYG	YVYG	SVYG	PPYG	2.100
34 x 60	1	64	170	8400066...	WVYG	WPYG	YVYG	SVYG	PPYG	3.200
40 x 80	1	84	170	8400051...	WVYG	WPYG	YVYG	SVYG	PPYG	2.800
52 x 105	1	110	170	8400054...	WVYG	WPYG	YVYG	SVYG	PPYG	2.100
Rectangular labels, vertical arrangement										
120 x 60	1	64	170	8400057...	WVYG	WPYG	YVYG	SVYG	PPYG	950
140 x 98	1	102	170	8400059...	WVYG	WPYG	YVYG	SVYG	PPYG	800
180 x 105	1	110	150	8400061...	WVYG	WPYG	YVYG	SVYG	PPYG	500
Square labels										
20 x 20	4	93	150	8403000...	WVYG	WPYG	YVYG	SVYG	PPYG	13.900
40 x 40	2	87	150	*8402003...	WVYG	WPYG	YVYG	SVYG	PPYG	3.720

*rounded corners



consult
the online catalogue
for other identification
products

CONTINUOUS MATERIAL

for thermal transfer printing, on a roll




Continuous material is made from materials which are not temperature sensitive and whose surfaces are treated to accept the pigment from the ribbon heated by the print head. When not in use, labels will maintain their good condition if stored in their original packaging and not subject to excessive heat or significant temperature variation. They should be removed from their packaging only at the time of use and not exposed to moisture for long periods.




white				yellow			blue	metallic grey		transparent	
WVYG	WCYG/5	WPYG	WVRG	YVYG	YCYG/5	YVRG	BCYG/5	SVYG	PPYG	CPYG	MATERIAL
PVC film outdoor PVC99008WH	PVC film outdoor	Polyester film PET99005WH	Rigid PVC	PVC film outdoor PVC99008YE	PVC film outdoor	Rigid PVC	PVC film outdoor	PVC film outdoor PVC99008GY	Polyester film PET99005GY	PET film	
-30°C	-30°C	-40°C	-40°C	-30°C	-30°C	-40°C	-30°C	-30°C	-40°C	-40°C	MIN OPERATING TEMPERATURE
+70°C	+70°C	+130°C	+60°C	+70°C	+70°C	+60°C	+70°C	+70°C	+130°C	+130°C	MAX OPERATING TEMPERATURE
+10°C	+10°C	+10°C	+10°C	+10°C	+10°C	+10°C	+10°C	+10°C	+10°C	+10°C	MIN APPLICATION TEMPERATURE
+40°C	+40°C	+40°C	+40°C	+40°C	+40°C	+40°C	+40°C	+40°C	+40°C	+40°C	MAX APPLICATION TEMPERATURE
gloss	gloss	gloss	gloss	gloss	gloss	gloss	gloss	gloss	gloss	gloss	SURFACE
80µ	140µ	50µ	400µ	73µ	80µ	400µ	80µ	73µ	50µ	23µ	THICKNESS
....	UV RESISTANCE
✓	✓	✓		✓	✓		✓	✓	✓	✓	PERMANENT ADHESIVE
											UL APPROVED

Width mm	Length m	self-adhesive	Type	white outdoor	yellow outdoor	blue outdoor	metallic grey outdoor	metallic grey	transparent	white	yellow	Quantity
Self adhesive continuous material												
25.4	125	✓	8506012...	WVYG	YVYG			SVYG	PPYG	CPYG	WPYG	1
35	125	✓	8506003...	WVYG	YVYG			SVYG	PPYG	CPYG	WPYG	1
40	125	✓	8506004...	WVYG	YVYG			SVYG	PPYG	CPYG	WPYG	1
50	125	✓	8506011...	WVYG	YVYG			SVYG	PPYG	CPYG	WPYG	1
58	125	✓	8506010...	WVYG	YVYG			SVYG	PPYG	CPYG	WPYG	1
80	125	✓	8506001...	WVYG	YVYG			SVYG	PPYG	CPYG	WPYG	1
105	125	✓	8506000...	WVYG	YVYG			SVYG	PPYG	CPYG	WPYG	1
Self adhesive continuous material, reflective finish												
35	24	✓	8506007...	WCYG/5	YCYG/5							1
80	24	✓	8506008...	WCYG/5	YCYG/5							1
105	24	✓	8506006...	WCYG/5	YCYG/5	BCYG/5						1
Continuous material												
100	25		8506002...							WVRG	YVRG	1

MG3

TYPE	
 PLUG EU	MG3
 PLUG UK	MG3E
 PLUG	MG3A



TIME/COST EFFECTIVE PRODUCTION: no warm up, easy loading/unloading of media. Printing cost is not dependent on print density. Each monochrome ribbon can print more than 300,000 MG-TPMF 4x10 mm cable tags

FAST: 10 second print cycle, quality checked by the operator
CLEAN AND QUIET: produces no fumes or residue and may be conveniently located in an office

PORTABLE AND RUGGED: unaffected by environmental changes or relocation, suited for on-site application

READY TO USE: dry resin ribbon is clean to touch so printed media are immediately ready to use



IDENTIFICATION FOR RAILWAY APPLICATIONS

RIBBON

Family	Type							Width mm	Length m	Quantity
	black	blue	red	green	grey	gold	white			
MG2-ETR	991600	991601	991602	991603	991607	991606	991606	120	200	1
MG2-EPTR PREMIUM	991611							110	300	1



consult the online catalogue for other identification products

CABLE TAGS



CABLE TAGS PRECUT 4 mm
PUSH IN



MG-TPMF

CABLE TAGS PRECUT
TIE ON



MG-ETF

WRAPAROUND CABLE MARKERS



MG-KMP

CABLE TAGS ONE PIECE
PUSH ON WITHOUT HOLDER



MG-TDM, MG-TDMO

LEGENDS



15 mm
PRECUT



MG-TAP

15 mm
PRECUT



MG-TAP

9 mm
PRECUT



MG-TAPW

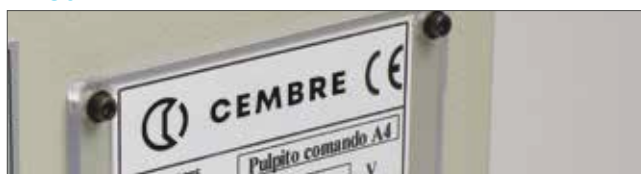
9 mm
PRECUT



MG-TAPW

PANEL PLATES

PANEL PLATES
PRECUT



MG-VRT-A

WARNING LABELS
PRECUT



MG-SIGNS-A

IDENTIFICATION FOR RAILWAY APPLICATIONS

CABLE TAGS FOR HOLDERS



precut 4mm push in markers, easy entry for PMF holders

SerieFLAT **MG-TPMF** tags are used for marking cables, conduit, tubes, conductors and components.

Presented in stem format, tags are simply snapped off their stems and inserted into the appropriate holders. Consult us for other colours.

Note: UV resistance may vary between colours.

Material: Rigid PVC, self extinguishing class V0 according to UL94; the colours white PVC10050WH and yellow PVC10050YE are UL approved.

Operating temperature range: -30°C to +60°C



Dimension mm	Type					Quantity
	white PC10050WH	yellow PC10050YE	metallic grey	brown	orange	
4x10	42090B-HF	42040B-HF		42070B-HF	42030N-HF	5.600
4x12	42091B-HF	42041B-HF				4.000
4x15	42092B-HF	42042B-HF	42002B-HF			4.000
4x20	42093B-HF	42043B-HF				1.600
4x30	42096B-HF	42046B-HF				1.200
4x40	42097B-HF	42047B-HF				800

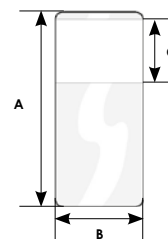
WRAPAROUND CABLE MARKERS



self adhesive, precut

MG-KMP wraparound cable markers are suitable for identifying large diameter cables, tubes and conduit.

MARKINGENIUS® printing is exceptionally clear and legible and is protected from chemical and atmospheric agents.



Material: Polyolefin PO99006TR, Silicon free, Halogen free, certified UL969.

Operating temperature range: -70°C to +140°C

Application temperature range: +10°C to +40°C



Family	Overall length A mm	Wrapping diameter mm	Print area CxB mm	Type		Quantity
				white PO99006TR	yellow PO99006TR	
MG-KMP019	19	2 ÷ 3	9 x 13	49962-013	49462-013	1.500
MG-KMP025	25	2,6 ÷ 4,1	9 x 15	49956-015	49456-015	1.200
			9 x 23	49956-023	49456-023	800
MG-KMP038	38	4,3 ÷ 7	10 x 15	49950-015	49450-015	900
			10 x 23	49950-023	49450-023	600
			15 x 12	49951-012		700
MG-KMP050	50	6 ÷ 10	15 x 15	49951-015	49451-015	600
			15 x 23	49951-023	49451-023	400
MG-KMP075	75	8 ÷ 14	25 x 15	49952-015	49452-015	300
			25 x 23	49952-023	49452-023	200
MG-KMP100	100	12 ÷ 20	25 x 15	49953-015	49453-015	300
			25 x 23	49953-023	49453-023	200

CABLE TAGS WITHOUT HOLDER



MG-TDM one piece tags require no transparent holders and are mounted on cables via the two range-taking apertures.





MG-TDMO one piece tags require no transparent holders and are mounted on cables via the two range-taking apertures.

Tags are easily removed from the stems and partially printed sheets may be reused to avoid wastage.

Material: Polycarbonate, Halogen Free, Silicon free, self extinguishing class V0 according to UL94; the colours white PC10200WH and yellow PC10400YE are EN 45545-2 approved.

Operating temperature range: -40°C to +130°C



Family	Cable ext. Ø range mm	Cable c.s.a range mm²	Size mm	Type		Quantity	
				white PC10200WH	yellow PC10400YE		
 MG-TDM-01	1,6÷3,25	0,5÷1,5	4x12	40190	40140	1.320	
	1,6÷3,25	0,5÷1,5		40192	40142	800	
	1,6÷3,25	0,5÷1,5		40191	40141	800	
 MG-TDM-02	2÷4,4	1÷6	4x12	40290	40240	1.056	
	2÷4,4	1÷6		40292	40242	640	
	2÷4,4	1÷6		40291	40241	640	
 MG-TDMO-01	2÷2,9	0,5÷1,5	4x12	40390	40340	880	
	2÷2,9	0,5÷1,5		40391	40341	880	
	2,9÷3,5	1,5÷2,5		40490	40440	640	
 MG-TDMO-02	2,9÷3,5	1,5÷2,5	4x12	40491	40441	640	
	4÷4,6	4÷6		4x12	40590	40540	560
	4÷4,6	4÷6			4x16	40591	40541

CABLE & CONDUIT TAGS TIE-ON



precut, one piece markers

MG-ETF tags are used with cable ties for marking large diameter cables, hoses, tubes and conduit.

Consult us for availability of other colours.

Note: UV resistance may vary between colours.

Cable tie max width 4,8 mm.

MG-ETF-SBS

Material: SBS Styrene-Butadiene-Styrene,

Halogen free, self extinguishing class HB; according to UL94

Operating temperature range: -30°C to +70°C

Size mm	min Ø cable mm	Type							Quantity
		white	yellow	grey met.	red	blue	green	black	
13x57	6	64192-SBS	64142-SBS	64182-SBS	64122-SBS	64162-SBS	64152-SBS	64102-SBS	700
15x95	7	64293-SBS	64243-SBS	64283-SBS	64223-SBS	64263-SBS	64253-SBS	64203-SBS	250
20x26	12	64291-SBS	64241-SBS	64281-SBS	64221-SBS	64261-SBS	64251-SBS	64201-SBS	750
20x27	21	64191-SBS	64141-SBS	64181-SBS	64121-SBS	64161-SBS	64151-SBS	64101-SBS	750

MG-ETF-HF

Material: Polycarbonate, Halogen Free,

self extinguishing class V0; according to UL94; the colours white PC10050WH and yellow PC10050YE are EN 45545-2 approved.

Operating temperature range: -40°C to +130°C



Size mm	min Ø cable mm	Type							Quantity
		white PC10050WH	yellow PC10050YE	metallic grey	red	blue	green	black	
13x57	6	54192-HF	54142-HF	54182-HF	54122-HF	54162-HF	54152-HF	54102-HF	700
15x95	7	54293-HF	54243-HF						250
20x26	12	54291-HF	54241-HF						750
20x27	21	54191N-HF	54141N-HF						750



consult the online catalogue for other identification products

LEGENDS 9 MM



precut

MG-TAPW legends are used, with legend holders or legend rails, to identify a wide range of cables and components. Consult us for availability of other colours.

Note: UV resistance may vary between colours.

Material: Rigid PVC, self extinguishing class V0: according to UL94; the colours white PVC10050WH and yellow PVC10050YE are UL approved.

Operating temperature range: -30°C to +60°C



Family	Component	Size mm	Type				Quantity
			white PVC10050WH	yellow PVC10050YE	blue	green	
MG-TAPW		9x12	49092N	49042N			2.200
		9x15	49093N	49043N		49053N	1.925
		9x20	49090N	49040N			2.750
	Entrelec PEAD, Wago 249-119	9x29	49096	49046	49066		1.500
		9x35	49091N	49041N			1.650
		9x50	49094	49044			1.000
		9x70	49095N	49045N		49055N	550



Material: Polycarbonate, Halogen Free, self extinguishing class V0 according to UL94; the colour white PC10050WH is EN 45545-2 approved.

UL94;

Operating temperature range: -40°C to +130°C



Family	Size mm	Type white PC10050WH	Quantity
MG-TAPW-HF	9x35	49091N-HF	1.650
	9x50	49094-HF	1.000

See the accessories section for correct applications.



consult the online catalogue for other identification products

TERMINAL BLOCKS MARKERS













MG-CPM terminal block markers are available in versions to suit the particular clip formats of the most widely used products. Depending on type, markers are presented as joined strips at a set or flexible pitch or as separate markers for convenient individual insertion on mixed pitch terminal block assemblies.

Material: Polycarbonate, self extinguishing class V0: according to UL94; the colours white PC10200WH, PC10300WH and yellow PC10400YE are EN 45545-2 approved.

Operating temperature range: -40°C to +130°C



Family	Terminal blocks	Profile	Size mm	Pitch mm	Type		Quantity	
					white PC10200WH PC10300WH	yellow PC10400YE		
MG-CPM-01	Weidmüller, IMO, Entrelec, Wago, Allen Bradley, Conta Clip, Klemmsan, Morsetitalia, Woertz, Connectwell, Rockwell		3x10	3,5	41092		2.000	
			5x7	5,1	41094	41044	1.960	
			5x10	5,1	41090N	41040N	1.960	
					41098	41048	1.960	
			5x12	5,1	41099		1.680	
			5x15	5,1	41091N	41041N	1.680	
					41095	41045	1.680	
	8x10	8	41096	41046	1.120			
MG-CPM-02	Weidmüller WDK & WDU, Allen Bradley, Conta Clip, Klemmsan, Entrelec, Wago, Woertz		5x10	5,1	41190N	41140N	1.680	
MG-CPM-03	Wago, Entrelec, Cabur, Phoenix Contact, Connectwell		5x10	5	41291		1.960	
			5x10	5	41293		1.960	
MG-CPM-04	Phoenix Contact UK, UT & ST (frontal mounting), Connectwell, Siemens 8WH (clamp, frontal mounting), Cabur, Entrelec, Wago, Omron, Finder		3x10	3,5	41392		2.000	
			5x10	5,2	41390N	41340N	1.680	
			5x10	5,2	41395		1.680	
			6x10	6	41391		1.344	
			8x10	8	41396	41346	1.120	
MG-CPM-05	Wieland, Telemecanique, Omron, Legrand clamp, Merlin Gerin MCB ST		5x8	5	41495		1.960	
				5x10	5	41490		1.960
				5x10	5	41494		1.960
MG-CPM-06	Siemens 8WA a molla		5x10	6	41591		1.540	
MG-CPM-07	Phoenix Contact ST, STU, STS, STI, STN, STTB, Omron, Siemens 8WH clamp, Schlegel		3x10	3,5	41692		2.000	
			5x10	5,2	41691		1.680	
MG-CPM-09	Legrand Viking 3		5x10	5÷6	41890		1.960	
MG-CPM-10	Cabur, Connectwell		5x10	5,5	46194		1.680	
			5x12	5,5	46192		1.680	
MG-CPM-11	Allen Bradley, Weidmüller WDU, ContaClip RK, IMO, Finder, Omron, Klemmsan		6x12	6,1	46392	46342	1.344	
MG-CPM-12	Wago Top Job, Entrelec, Cabur, Weidmüller, Connectwell, Morsetitalia, Beckoff I/O, Klemmsan		4,2x6	5÷6	46391		1.960	
				4,2x9	5÷6	46390		1.960
MG-CPM-13	Entrelec SNK ZS		5x12	5,2	41790	41740	1.960	
			6x12	6	41791	41741	1.680	
MG-CPM-15	Allen Bradley, Weidmüller, Wago Top Job, Klemmsan, Conta-clip		5x5	5,1	42908		1.680	
			6x5	6,1	42909		1.400	

IDENTIFICATION FOR RAILWAY APPLICATIONS

ALUMINIUM MOUNTING PLATES

GMC-2751S
GMC-2907S

GMC-2678S

GMC-2732S



rounded corners, thickness 0,5 mm

CEMBRE TTL and TTF labels stuck to Aluminium mounting plates are easily fixed to poles, columns, pylons and structures via the slot or holes provided.



When used externally the application of an additional transparent film CPYG, will improve resistance to environmental agents.

Type	Size mm	Label colour	Fixing	Quantity	Use with
GMC2751S	225x120	x	slots	10	TTL8400061,GMC-2700S+TTL8400097
GMC2907S	430x120	x	slots	10	
GMC2678S	115x200	x	2 holes + slots	10	TTL8400061
GMC2732S	70x140		2 holes	50	TTL8400057
GMC3101S	80x200	x	2 holes	10	

STAINLESS STEEL TIE-ON TAGS TO AGGRESSIVE ENVIRONMENTS



Stainless Steel tie-on tags for the identification of cables, wiring and ducts in arduous applications such as: offshore platforms, shipbuilding, mining, underground, petrochemical, floating units for the production, storage and unloading of oil, refineries, railway infrastructure, food industry, solar field and, in general, where high resistance to aggressive environments is essential.

Material: AISI 316L Stainless steel
Operating temperature range:
 up to +800°C (continuous)
 up to +850°C (short periods)

Size mm	N° text lines	N° characters per lines	Max numbers of characters	Type	Metal tie max width mm	Quantity
10x90	1	23	23	SMP01A10X90	4,6	500
20x90	3	23	69	SMP01A20X90	5	250

STAINLESS STEEL CABLE TIES



Unique ball locking mechanism that allows simple and rapid installation and secure locking.
 High tensile strength.
 Non flammability.

Material: AISI 304 Stainless Steel
 High resistance to Acetic Acid, Alkalise, Sulphuric Acid, Corrosion, etc. In general very resistant to most hostile environments.
Operating temperature range: -80°C to +500°C

Width mm	Length mm	Type	Ø max. bundle mm	Min. loop tensile strength kg	Quantity
4,5	200	GX200X4.5	50	46	100
	300	GX300X4.5	76		100
	370	GX370X4.5	102		100
	520	GX520X4.5	156		100



5527030079
 Installation tool for Stainless Steel cable ties.

Width up to 7,9 mm
 With cutting device
 Weight: 0,56 kg
 Length: 180 mm

TRANSPARENT FLAT TAG HOLDERS TIE-ON

for serie flat cable tags 4 mm

Tie on (tie width max 6 mm) for longitudinal mounting on cables, hoses, tubes and conduit.



Material: plasticised PVC, self extinguishing to class V0 according to UL94, free of Cadmium, Lead, Silicon and Teflon. Resistant to Alkali, Alcohol, Acid and many Solvents.

Operating temperature range: -40°C to +80°C

Family		Length mm	Type	For tags mm	Tie: N° x width mm	Quantity	
PMF-ET		15	63020	4x15	1x6	2.000	
		20	63040N	4x20	1x6	2.000	
		30	63070	4x30	1x6	1.000	
		40	63090	4x40	2x6	500	
		20	64040	9x20	1x6	1.000	
		35	64050	9x35	2x6	500	
			17	65000	15x17	1x6	500
			27	65010	15x27	1x6	500
			49	65020	15x49	2x6	250
			67	65030	15x67	2x6	250
PMT-CT		40	54015	9	2x4,8	500	
		55	54013	9	2x4,8	500	
		90	54014	9	2x4,8	250	



consult the online catalogue for other identification products

It is advisable to select the holder size based on the actual external diameter of the cable rather than its indicative c.s.a, due to variations in insulation thickness and conductor format. Consult us for holders in other lengths. Use holders only with designated cable tags of the same length.

TRANSPARENT TAG HOLDERS










for serieFLAT cable tags 4 mm

PMF holders are specifically designed to accommodate pairs of appropriately sized cables.

Material: plasticised PVC, self extinguishing to class V0 according to UL94, free of Cadmium, Lead, Silicon and Teflon. Resistant to Alkali, Alcohol, Acid and many Solvents.

Operating temperature range: -40°C to +80°C

	Cable ext.Ø range mm	Cable c.s.a range mm ²	Family	Length mm	Type	Quantity
	1,3÷2,2	0,25÷0,5	PMF-00	10	90000	8.000
				12	90010	7.000
				15	90020	6.000
				20	90040	4.000
				30	90070	2.000
				40	90090	2.500
	2÷3,7	0,5÷2,5	PMF-01	10	90100	6.000
				12	90110	5.000
				15	90120	4.000
				20	90140	3.000
				30	90170N	1.500
				40	90190N	500
	3,4÷4,3	2,5÷4	PMF-02	1.000	90180	25
				10	90200	4.000
				12	90210	4.000
				15	90220	3.000
				20	90240	2.000
				30	90270N	500
	4÷6,3	4÷10	PMF-03	40	90290N	500
				10	90300	3.000
				12	90310	2.000
				15	90320	2.000
				20	90340	1.000
				30	90370N	500
	6÷10	10÷25	PMF-04	40	90390N	500
				10	90400	2.000
				12	90410	1.000
				15	90420	1.000
				20	90440N	1.000
				30	90470	500
	9÷15	25÷70	PMF-05	40	90490N	250
				10	90500	500
				12	90510	500
				15	90520N	500
				20	90540	250
				30	90570N	250
	14÷26	70÷240	PMF-06	40	90590	100
				10	90600	500
				12	90610	250
				15	90620	250
				20	90640N	200
				30	90670	100
				40	90690	100

LEGEND RAIL AND TRANSPARENT PROTECTIVE COVER



Legend rails 9 mm provide an alternative to direct marking on components.

Material: Rigid dielectric high impact PVC.
Lead free, self extinguishing class V0 according to UL 94,
resistant to Acid, Alcohol, Solvents.
Non-deformable up to +90°C
Application temperature range: +10°C to +40°C

Family	self-adhesive	pre-drilled	Length mm	Type		Quantity
				black	grey RAL 7047	
RTR-TAPW		✓	430	990654	990652	25
		✓	650	990794	990792	25
		✓	1.000	990526	990505	25
RTA-TAPW	✓		430	990655N	990653N	25
	✓		650	990795N	990793N	25
	✓		1.000	990527N	990506N	25

Transparent protective covers 9 mm



Family	Length mm	Type	Quantity
RT-CCW	430	990656	25
	650	990796	25
	1.000	990507	25

Transparent protective strip 9 mm



Family	Length mm	Type	Quantity
RT-CCWS	430	990657	25
	650	990797	25
	1.000	990734	25



consult the online catalogue for other identification products

PUSH BUTTON LEGEND BASES



for Ø 22,5 mm manual operators

Ø 22.5 mm black push button legend bases to fit a wide range of popular brands.

All types have a hole behind the legend for rivet fixing, while PTP...A types are adhesive backed.

All types suit MG-TAP 15x27 mm legends and can be fitted with a transparent legend cover TAP-CCS 990521 or MG-TAP-HF 990510.

Material: Polycarbonate, self extinguishing class V0 according to UL 94

Operating temperature range:

-40°C to +115°C (continuous)

-40°C to +130°C (short periods)

	Family	Self-adhesive	rivet fixing	Size mm	Type	Ø bottom mm	Size of printed plate and protection mm	Application	Quantity
	PTPS-22		✓	48x30	34002	22,5	15x27		100
	PTPSA-22	✓		48x30	34602	22,5	15x27		100
	PTPS-24		✓	48x30	68002	24	15x27	Schneider Electric	100
	PTPSA-24	✓		48x30	68602	24	15x27	Schneider Electric	100
	PTPO-22		✓	48x30	34802	22,5	15x27		100
	PTPOA-22	✓		48x30	34902	22,5	15x27		100
	PTPR-22		✓	48x30	34102	22,5	15x27		100
	PTPRA-22	✓		48x30	34702	22,5	15x27		100



SELF-ADHESIVE



RIVET FIXING

LEGEND BASES



for general purpose applications

PLR legend bases may be fixed to flat surfaces by rivet or in some sizes, by cable tie to tubes, conduits, etc.
 PLA versions are self adhesive. TAP-CCS transparent covers may be fitted to protect the legends.

Material: Polycarbonate, self extinguishing class V0 according to UL 94

Operating temperature range:
 -40°C to +115°C (continuous)
 -40°C to +130°C (short periods)


Family	Self-adhesive	rivet fixing	Size mm	Type black	Hole spacing mm	For MG-TAP size mm	Quantity
PLR		✓	17x20	34202		15x17	100
		✓	17x30	34302		15x27	100
		✓	17x52	34402	41	15x49	100
		✓	17x70	34502	51	15x67	100
PLA	✓		17x20	35002N		15x17	100
	✓		17x30	35102N		15x27	100
	✓		17x52	35202N	41	15x49	100
	✓		17x70	35302N	51	15x67	100




SELF ADHESIVE










RIVET FIXING






WS WARNING



Family	Size mm	Type	Labels per sheet	Quantity
WS-AD	Generic hazard			UNI EN ISO 7010 ISO 3864 - UNI 7543
	25	200001	24	240
		200001-BULK	120	1.200
	50	200002	10	50
		200002-BULK	30	900
	100	200003	2	10
		200003-BULK	6	300
WST-LDY	DANGER! Mechanical devices moving			UNI 7543 ISO 3864
	105x210	2557AD017-GB	1	3
WS-HT	Electricity			UNI EN ISO 7010 ISO 3864 - UNI 7543
	25	200101	24	240
		200101-BULK	120	1.200
	50	200102	10	50
		200102-BULK	30	900
	100	200103	2	10
		200103-BULK	6	450
WST-LSY	20,000 V			UNI 7543 - ISO 3864
	52x105	2454HT021-GB	1	10
	105x210	2457HT021-GB	1	3
WST-LSY	Switch power off before opening the door			UNI 7543 - ISO 3864
	52x105	2454HT052-GB	1	10
	65x131	2455HT052-GB	1	10
WS-HTP	Electricity			
	105x52	204003	1	10
		204003-BULK	6	300
WSE	Emergency - STOP			
	60	204500	1	10
	80	204501	1	10

PS PROHIBITION



Family	Size mm	Type	Labels per sheet	Quantity
PS-FL	Do not use open flames			UNI EN ISO 7010 ISO 3864 - UNI 7543
	50	210101	3	30
PS-SW	Do not use water to extinguish fires			UNI EN ISO 7010 ISO 3864 - UNI 7543
	50	210201	3	30
PS-NP	No entry			UNI EN ISO 7010 ISO 3864 - UNI 7543
	50	210501	3	30
PST-PSW	Access prohibited			ISO 3864 UNI 7543
	74x52	4301NP003-GB	2	10
PS-OD	Do not touch			UNI EN ISO 7010 ISO 3864 - UNI 7543
	50	211201	3	30
PS-TA	Do not open			UNI EN ISO 7010 ISO 3864 - UNI 7543
	50	211301	3	30






A wide range of self adhesive signs, in various types and formats, for comprehensive signing of all potentially hazardous situations in factories, workshops and industrial premises.

Material: Polyester film over-laminated with transparent film resistant to UV, thickness approximately 0,1 mm. Resistant to Water, Oil, Grease, Alcohol, Detergent, Alkaline Substances and Atmospheric Agents. Low flammability, self extinguishing. Recommended for application to equipment for internal or external use, but not directly exposed to atmospheric agents. If exposed to atmospheric agents, the life of the label may be limited to five years.

Application temperature range: -40°C to +130°C

MS MANDATORY



Family	Size mm	Type	Labels per sheet	Quantity
MS-WG		Protective goggles must be worn		UNI EN ISO 7010 ISO 3864 UNI 7543
	50	220001	3	30
MS-WH		Protective helmets are required		UNI EN ISO 7010 ISO 3864 UNI 7543
	50	220101	3	30
MS-WD		Protective earmuffs are required		UNI EN ISO 7010 ISO 3864 UNI 7543
	50	220201	3	30
MS-MM		Protective mask required		UNI EN ISO 7010 ISO 3864 UNI 7543
	50	220401	3	30
MS-PT		For pedestrians only		UNI EN ISO 7010 ISO 3864 UNI 7543
	50	222401	3	30

VS UTILITY SECTOR



Family	Size mm	Type	Labels per sheet	Quantity
VS-I80				
	70x120	268000-GB	1	10
		268000-GB-BULK	4	300
VS-I82				
	52x105	268200-GB	1	10
VS-I83				
	52x105	268300-GB	1	10
		268300-GB-BULK	64	450
VS-I50				
	150x180	2615000	1	10
VS-I80				
	70x120	2611400	1	10



consult the online catalogue for other identification products

1. GENERAL TERMS

- 1.1 For the purpose of these GENERAL TERMS AND CONDITIONS OF SALE (the "Terms and Conditions"), the following definitions shall apply:
- «(Seller): CEMBRE S.p.A. and its affiliates;
 - «(Affiliate): any entity directly or indirectly, through one or more intermediaries, controlling, controlled by, or under common control with CEMBRE S.p.A.;
 - «(Buyer): any professional or entrepreneur purchasing the Products from the Seller;
 - «(Products): the goods manufactured and/or sold by the Seller;
 - «(Order(s)): each proposal for the purchase of the Products submitted by the Buyer to the Seller in writing;
 - «(Sale(s)): each single sale agreement entered into further to the receipt by the Buyer of the written order confirmation of the Seller.
- 1.2 These Terms and Conditions govern the sale of equipment, components, parts, and materials (the "Products") supplied by the Seller to the Buyer. Any specific supply agreement, order confirmation, quotation, these Terms and Conditions and the purchase order form the Sales Agreement ("Agreement") between the parties. In the event of a conflict between these documents, precedence shall apply in accordance with the order listed in the previous sentence.
- 1.3 CEMBRE's quotation, proposal or order confirmation is conditional on the Buyer's acceptance of these Terms and Conditions. Buyer's silence or acceptance/use of the Products or services related to any purchase order shall constitute tacit approval of these Terms and Conditions.
- 1.4 Any additional or conflicting terms included in the Buyer's request for quotation/proposal, specifications, purchase order or any other written or oral communication are not binding on CEMBRE unless separately signed by CEMBRE. CEMBRE's failure to object to Buyer's additional or conflicting terms (including the Buyer's Terms and Conditions of Purchase) does not operate as a waiver of any terms contained herein.

2. ORDERING PROCEDURES

- 2.1 Offers of the Seller are not binding. This shall also apply if the Seller has provided the Buyer with catalogs, technical documentation (e.g. drawings, plans, calculations, calculations, references to DIN standards), other product descriptions or documents - also in electronic form - to which the Seller reserves property rights and copyrights pursuant to Clause 8.
- 2.2 Unless otherwise agreed, the information in offers and order confirmations shall refer to the contents of the respectively valid price lists, catalogs or other documents - also in electronic form, including technical data sheets, of the Seller.
- 2.3 All orders must be sent in writing and include all the details for a correct identification of the Products and Services requested. The minimum order amount is € 250.
- 2.4 The order is an irrevocable proposal to buy, but it is accepted by the Seller only following order acknowledgement / confirmation or execution.
- 2.5 The Buyer may request in writing to cancel or modify the order only prior to its execution and the Seller may at its own discretion accept or reject such request. Only cancellations and modifications expressly accepted by the Seller in writing shall be valid and effective.

3. PRICING AND PAYMENT TERMS

- 3.1 Unless otherwise specified in writing, Seller's quotations have a 30-day validity, after which they will automatically expire.
- 3.2 Prices quoted in price-lists and marketing materials are not binding and cannot be considered a "public offer". Unless otherwise agreed in writing, prices are always quoted based on delivery term FCA (Incoterms latest version) net of any applicable statutory value added /goods and services tax and of any applicable taxes and duties.
- 3.3 The Seller reserves the right to update the price-list without prior notice; the new release of the price-list will apply to all the Orders placed after the date such new release is issued and sent to the Buyer. Invoices will be issued in accordance with the prices in force on the date of the order confirmation or as otherwise agreed in specific supply agreements.
- 3.4 In the event of late payment, the Seller will have the right to charge overdue interest in accordance with the provisions of law no. 231/2002. Any further claim for damages caused by delay shall remain unaffected.
- 3.5 In the event of payment arrears, suspension of payments and if circumstances become known which are likely to reduce the creditworthiness of the customer, the Seller shall be entitled, after having granted a period of grace, to declare all claims arising from the entire business relationship with the customer immediately due for payment. Discount agreements, rebates and the like shall be deemed forfeited in this case.
- 3.6 Failure to pay or delayed payments above 30 days also entitle the Seller to suspend the delivery of the Products and terminate every single Sale entered into. The suspension of the delivery of the Products or the termination of any Sale shall not entitle the Buyer to claim for any compensation.
- 3.7 Any complaints regarding the Products and/or their delivery shall not be grounds for suspending or delaying the payment.
- 3.8 In the event of default or risk of insolvency concerning the Buyer, the Seller will be entitled to:
- demand payment in advance or suitable guarantees; and/or
 - suspend deliveries; and/or
 - demand immediate payment of all the invoices already issued, regardless of the payment term therein indicated; and/or
 - terminate any existing sale agreement.

4. DELIVERY

- 4.1 Except as otherwise agreed upon in writing between the parties, the Seller shall deliver the Products FCA its premises (INCOTERMS latest version). If required, the Seller shall take care of the shipment of the Products at the Buyer's costs and expenses. In this last case delivery shall be considered to have taken place when the Products are transferred to the forwarder.
- 4.2 In case of missing or damaged goods during transport, the Buyer must formulate all the necessary reservations on the delivery note of said goods at the time of delivery. Such reservations must also be confirmed in writing to the Seller within 48 hours of the date of the delivery, by registered mail with return receipt.
- 4.3 The Seller cannot be held liable for delays in deliveries in the following circumstances:
- acts of God or other extraordinary events beyond reasonable control, resulting in interruption of the manufacturing process, including shortage of energy and/or raw materials, pandemics strikes, embargoes or trade restrictions;
 - delays due to the Buyer, particularly when the Buyer failed to provide the information required to execute the order;
 - overdue payments, pursuant to arts. 1460 and 1461 of the Civil Code.
- 4.4 Penalties for late delivery may be charged by the Buyer only when expressly agreed in a specific supply agreement, and in any case up to a maximum amount equal to the price of the delayed delivery.
- 4.5 The Buyer shall not reject partial deliveries or late deliveries. All costs resulting from the rejection of goods will be charged to the Buyer. Excess deliveries for the purpose of rounding up to the packing quantity shall be deemed to be contractual performance and shall be paid by Buyer.

- 4.6 Goods returned at the request of the Buyer can only be accepted if the Seller has agreed in writing. The returned parts must be in their original packaging, come from the current product range and be in saleable condition. The return shipment must be carriage paid and at the risk of the Buyer. From the purchase price to be refunded, a depreciation fee will be deducted based on the actual conditions of the goods, their age and original price. Depreciation shall not apply to goods returned under section 5 and 6 hereinafter, provided that the return was authorized by the Seller. Custom-made products or articles which are not included in the current catalogue will not be taken back. Returned goods that are not accepted by the Seller will be shipped back to Buyer or scrapped at the Buyer's choice (freight paid by the Buyer).
- 4.7 In the event of modifications to the order required by the Buyer, the delivery deadline will automatically be extended for the time necessary to implement the required modification.

5. CONFORMITY

- 5.1 Complaints about apparent defects or non-conformity of the product delivered in relation to the purchase order or the packing slip must be notified to the Seller in writing within 48 hours after receipt of the products, subject to forfeiture. The Buyer loses the right to claim if the goods are not inspected immediately after delivery.
- 5.2 In the absence of a specific agreement on quality, the features contained in a specification, a product-specific technical data sheet or an equivalent description by the Seller shall be deemed to be the relevant quality. Insignificant deviations shall not constitute a defect.

6. WARRANTY AND LIABILITY

- 6.1 Unless otherwise agreed upon in writing, the Seller warrants that the Products are free from defects in material, design and manufacturing and fit for use. No guarantee is given herein by the Seller on the conformity of any Product with the law and regulations in countries outside EU and the UK. No other warranties, express or implied, are made with respect to the Products including, but not limited to, any implied warranty of merchantability or fitness for a particular purpose.
- 6.2 Unless otherwise agreed upon in writing, the warranty shall be valid for a period of one year from the date of delivery to the Buyer. Warranty is provided only on tools or machines with a serial number or other identification number that allows traceability. The warranty is, however, excluded if the Products have already been processed by the Buyer or incorporated in products, machinery or plants of the Buyer or of third parties.
- 6.3 Claims for defective Products shall be made in writing within eight working days from discovery.
- 6.4 The defective Products shall be returned to the Seller at the Buyer's cost upon Seller's request. The Seller's sole obligation (and Buyer's sole remedy) for any breach of warranty under the foregoing warranty shall be to repair (at location designated by Seller) or replace DAP the original point of delivery the defective goods, within a reasonable time. The Buyer will waive any claim for damage compensation once the warranty has been fulfilled and the Product has been repaired or replaced. The warranty shall not cover defects due to environmental or stress testing, misuse, failure to observe the Seller's instructions regarding the functioning, maintenance and the storage of the Products, repairs or modifications made by the Buyer or a third party without prior written authorization of the Seller, improper installation, transportation or handling.
- 6.5 Direct interventions on site are not included in the warranty; if expressly requested by the Buyer they are subject to charge, according to the Seller's tariffs.
- 6.6 Warranty repair/replacements may be suspended in the event of insolvency of the Buyer or overdue invoices.
- 6.7 Save for the case of fraud or gross negligence, the Seller shall bear no liability for damages to property or third parties other than that expressly provided by virtue of any mandatory law provisions. In any case, the Seller shall not be liable for indirect or consequential damages of whatsoever nature as, by way of example, production losses or unearned profits. In any case, Buyer's right to damages shall be limited to a maximum amount equal to the value of the Products showing defects or faults.
- 6.8 The Seller shall bear no liability for damages to property or third parties other than that expressly provided by virtue of any mandatory law provisions. The Seller will not, under any circumstances, be liable for the cost of removal or reinstallation of goods or the cost of disassembly or reassembly or for loss of business or goodwill or profits or for cost of inspection or storage or for any incidental and consequential damages of any nature which may arise from the sale of goods to the Buyer. When liability cannot be excluded by virtue of mandatory law provisions, Buyer's right to damages shall in any case be limited to a maximum amount equal to the value of the Products showing defects or faults.
- 6.9 The Seller has taken out suitable insurance policies covering general liability in connection with the Products.

7. EXPORT CONTROL REGULATIONS

- 7.1 CEMBRE shall not be obligated to fulfil this agreement if such fulfillment is prevented by any impediments arising out of national or international foreign trade or customs requirements or any embargoes or other sanctions or restrictions.
- 7.2 If the Buyer transfers the goods to a third party, the Buyer shall comply with all applicable national and international (re-) export control regulations.
- 7.3 The Buyer shall cooperate with the Seller to provide the information concerning end users, destination and intended use of goods supplied by CEMBRE, in case this is necessary due to customs control activities or export control regulations.
- 7.4 Violations of this section 7 shall entitle the Seller to terminate any existing sale agreement at any time without notice.

8. INTELLECTUAL PROPERTY, CONFIDENTIALITY AND PRIVACY

- 8.1 The use of CEMBRE trademarks is governed by the General Terms and Conditions, published on the website <https://www.cembre.com/group/termsandconditions>, which the Buyer is obliged to comply with. It is prohibited to relabel and repackage the Products without CEMBRE's written authorization.
- 8.2 Each party will retain ownership of its Intellectual Property developed before or outside the scope of the sale agreement. If any Intellectual Property is developed under the sale agreement, the parties shall execute a separate agreement regarding the ownership thereof.
- 8.3 Seller expressly reserves the copyright to its catalogues, technical documentation (e.g. drawings, plans, calculations, data sheets), other product descriptions or documents - also in electronic form. The Buyer is only granted a non-exclusive right of use.
- 8.4 All drawings and technical documents relating to the Products submitted by one party to the other shall remain exclusive property of the submitting party and can only be used for the purpose for which they were provided. The receiving party is not allowed to use such documents otherwise, to procure copies thereof, to reproduce and to disclose them to a third party without consent of the submitting party. The end user of the Products shall not be deemed as a third party for the purpose of this section.
- 8.5 Any liability of the Seller is excluded if the Buyer is responsible for the infringement of property rights, in particular because he has modified the object of performance, used it in breach of contract or taken it to a place other than the place of destination without the Seller's consent.

- 8.6 If the Seller manufactures goods according to drawings, samples or other information provided by the Buyer (OEM products) and if the property rights of third parties are infringed in the process, the Buyer shall indemnify the Seller from all claims for damages resulting from this.
- 8.7 The Seller warrants that the personal data received from the Buyer will be processed in full compliance with the applicable data protection regulations.
- 8.8 Violations of this section 8 shall entitle the Seller to terminate any existing sale agreement at any time without notice.

9. APPLICABLE LAW AND JURISDICTION

- 9.1 The place of performance for the delivery together with any subsequent performance on the part of the Seller is the Seller's registered office.
- 9.2 Place of jurisdiction is the registered office of the Seller. The Seller is also entitled to take legal action at the Buyer's registered office.
- 9.3 The legal relations between the Seller and the Buyer shall be governed by Italian law to the exclusion of the U.N. Convention on the International Sale of Goods (CISG).
- 9.4 The Buyer acknowledges that the CEMBRE Group has adopted a Code of Ethics and undertakes to respect its provisions, abstaining from any unlawful conducts. Failure to comply with any of the provisions of the Code of Ethics will result in a serious breach of contractual obligations and will entitle CEMBRE to terminate the contract with immediate effect, without prejudice to compensation for damages.

10. FORCE MAJEURE AND HARDSHIP

- 10.1 No failure, omission or delay of the Seller in the performance of any obligation shall be deemed a breach of the agreement nor create any liability hereunder, if the failure, omission or delay shall arise from acts of God, laws, rules, regulations or orders of any governmental authority, floods, fires, explosions, storms, earthquakes, acts of war (declared or undeclared), rebellion, insurrections, riot, sabotage, shortages of fuel, power, energy resources, and/or raw material, invasion, epidemic, quarantine, accident, strikes, lockouts, labor disputes, or any other comparable cause beyond the reasonable control of the Seller.
- 10.2 If, during the term of the contract, events occur which have not been contemplated by the Parties and which fundamentally alter the equilibrium of the contract, thereby placing an excessive burden on the Seller in the performance of its contractual obligations (hardship), the Seller shall have the power to make any revision to the contract that it finds just and equitable in the circumstances, or to terminate the contract at a date and on terms to be fixed.



A large area of the page is filled with horizontal dotted lines, providing a space for writing notes. The lines are evenly spaced and cover most of the page's width and height.

THE CEMBRE GROUP

CEMBRE S.p.A. - Italy



CEMBRE Ltd. - UK



CEMBRE S.a.r.l. - France



CEMBRE España S.L.U. - Spain



CEMBRE GmbH - Germany



CEMBRE Inc. - USA



Making the right connections

Copyright © 2022 All rights reserved.

All contents of this catalogue belong to CEMBRE S.p.A.

Any reproduction, even in part, is prohibited without prior written permission from CEMBRE.

All images are included for illustration purposes; CEMBRE reserves the right to make changes and improvements to the products without notice.

Procedures for the use of the products shown should not be inferred from this document,
but from the specific use and maintenance manuals provided with the products.

Edited by CEMBRE S.p.A. - IGB Group Press (BS), August 2022

Code 6260471



CONTACT US

FOLLOW US

CEMBRE S.p.A.
via Serenissima, 9
25135 Brescia
Italy
Ph +39 030 36921
ufficio.vendite@cembre.com
sales@cembre.com

CEMBRE Ltd.
Dunton Park,
Kingsbury Road,
Curdworth, Sutton Coldfield,
West Midlands, B76 9EB
United Kingdom
Ph +44 01675 470440
sales@cembre.co.uk

CEMBRE S.a.r.l.
22 Avenue Ferdinand
de Lesseps
91420 Morangis Cedex
France
Ph +33 01 60 49 11 90
info@cembre.fr

CEMBRE España S.L.U.
Calle Verano 6 y 8
Pl.Las Manjas
28850 Torrejón de Ardoz
Madrid - Spain
Ph +34 91 4852580
comercial@cembre.com

CEMBRE GmbH
Geschäftsbereich
Energie- und Bahntechnik
Heidemannstr. 166
80939 München
Germany
Ph + 49 89-3580676
info@cembre.de

CEMBRE GmbH
Geschäftsbereich
Industrie und Handel
Boschstraße 7
71384 Weinstadt
Germany
Ph +49 7151-20536-40
info-w@cembre.de

CEMBRE Inc.
Raritan Center Business Park
300 Columbus Circle-S.F.,
Edison, NJ 08837 USA
Ph +1 (732) 225-7415
sales.us@cembre.com
Midwest Office
1051 Perimeter Dr #610
Schaumburg, IL 60173