



**CEMBRE**

**CBLIGHT** Portable LED Lights





The **CEMBRE CBLIGHT (CBL)** series offers a **complete range of LED lights**: highly practical and functional torches, lamps and portable spotlights.

Compact and easy to use, the CBLIGHT series lights are a **practical solution** in any situation where **quick and efficient wireless lighting is required**.

The magnetic supports make CBLights **useful** for all **outdoor activities, on construction sites and in emergency situations**, ideal in the car, at home or in the office.

The **built-in rechargeable battery** guarantees durability and low consumption thanks to lithium polymer cells (Li-POLY), more advantageous than traditional lithium-ion (Li-ION) cells.

The high **IP protection** combined with the solid shockproof and non-slip rubber construction make the CBL series extremely robust and safe.



## WHY CHOOSE CEMBRE CBLIGHT?



## NEW SERIES CEMBRE CBLIGHT HD



The new **CEMBRE SERIES CBLIGHT HD** includes a wide range of work lights and lamps that are **built to work and last**.

**CBLIGHT HD** work lamps are designed to ensure **extreme durability and performance**.

All products in the range are robust and **capable to operate reliably in very harsh working environments**, in which both professional operators, their tools are exposed to extreme conditions, in presence of moisture and contamination.

The lamps have **high IP protection class**, to ensure adequate resistance even in case of outdoor use in any climate.



### OUTDOOR APPLICATIONS

## CBL01 / POCKET TORCH



### CBL01

The handy CBL01 torch is the size of a pen and is equipped with a double light point to illuminate small work areas.

The side light allows you to illuminate the area while leaving it in your pocket, while the front light allows you to inspect less accessible areas. The clip is equipped with a magnet allowing it to be attached to any metal surface, freeing the operator's hands. Supplied with USB charging cable.



## CBL02-W / HEAD TORCH



### CBL02-W

Ideal for any indoor or outdoor activity requiring localised lighting and freedom of action, the CBL02-W head torch is equipped with a touch sensor allowing operation even whilst wearing gloves. The light intensity can be modulated via the dimmer function helping to preserve battery life.

The CBL02-W is a versatile head torch adjustable by means of an elastic band to fit work helmets of various sizes. Supplied with USB charging cable and charger.



Type	Lumen Front / Flashlight	Duration Front / Flashlight	Energy Class	Magnetic Support	Charging Method	Degree of Protection	Operating Temperature Range °C	Body Material	Lamp Material	Dimensions mm	Weight g	Quantity
CBL01	150 / 70	2,5 / 3,5 h	A++	Yes	USB	IP20	-10/+40	ABS	PC	160 x 15 x 20	38	1
CBL02-W	400 / 80	3 / 5 h	A++	No	USB / Wireless	IP54	-10/+40	ABS+PC	PC	78 x 39 x 36	105	1
CBL03-W	300 / 100	3 / 6 h	A++	Yes	USB / Wireless	IP65	-10/+40	ABS	PC	133 x 68 x 25	190	1

## CBL03-W / MULTIPURPOSE LAMP



### CBL03-W

The CBL03-W multi-purpose lamp is a mini-lamp that can be used on a table or hung on metal surfaces thanks to the handy magnet or the suspension hook. It is equipped with an ergonomic non-slip handle to make it easy to use.

The 2 light points with dimmer function allow you to modulate the intensity and battery life as needed. The compact design makes it ideal as a pocket lamp for storage in a jacket pocket or work trousers.

Supplied with USB charging cable and charger.



## CBL04-W / SPACE-SAVING FLOOR LAMP



### CBL04-W

The most versatile of the family is the CBL04-W, which has a double light point, 2 dimmable light intensities, a rotatable and foldable stem and allows ideal lighting in all conditions.

The double magnetic support and the suspension hook allow the lamp to be secured anywhere with ease.

Designed to be easy to carry in a bag or trouser pocket whilst also offering excellent battery life and low weight portability.

The compact design ensures the CBL04-W is the ideal solution for inspecting difficult to reach areas.

Supplied with USB charging cable and charger.



Type	Lumen Front / Flashlight	Duration Front / Flashlight	Energy Class	Magnetic Support	Charging Method	Degree of Protection	Operating Temperature Range °C	Body Material	Lamp Material	Dimensions mm	Weight g	Quantity
CBL04-W	600 / 100	2,5 / 8 h	A++	Yes	USB / Wireless	IP54	-10 / +40	ABS	PC	175 (325 max) x 44 x 38	246	1
CBL05-W	600 / 100	2,5 / 10 h	A++	Yes	USB / Wireless	IP65	-10 / +40	PC	PC	205 x 55 x 40	300	1

## CBL05-W / PORTABLE LAMP



### CBL05-W

An ergonomic bi-component plastic handle makes the CBL05-W the most comfortable and robust lamp in the series, particularly suited to lengthy inspection work.

Featuring two light points, dimmer function and a long battery life.

Equipped with magnetic table support with retractable suspension hook.

Supplied with USB charging cable and charger.



## CBL06 / PORTABLE SPOTLIGHT FOR SMALL-MEDIUM WORK ENVIRONMENTS



### CBL06

The CBL06 portable spotlight meets the requirement of those who need to illuminate small-medium work environments. The magnetic table mount allows the spotlight to be secured to metal surfaces.

The power bank function allows small devices to be charged via the USB output, useful for emergency situations. Supplied with USB charging cable and charger.

Type	Lumen Front / Flashlight	Duration Front / Flashlight	Energy Class	Magnetic Support	Charging Method	Degree of Protection	Operating Temperature Range °C	Body Material	Lamp Material	Dimensions mm	Weight g	Quantity
CBL06	2000	3,5 / 7 h	A++	Yes	USB	IP65	-10 / +40	ABS	PC	195 x 125 x 48	800	1
CBL07	3000 / 1500	3 / 6 h	A+	No	Power Plug	IP65	-10 / +40	ABS	PC	277 x 213 x 86	1400	1

## CBL07 / PORTABLE SPOTLIGHT FOR LARGE WORK ENVIRONMENTS



### CBL07

The diffused light emitted by the CBL07 spotlight enables the illumination of large areas.

Light, practical and sturdy, this spotlight is quick to install.

The power bank function allows small devices to be charged via the USB output, useful for emergency situations. Supplied with charger.

## BCB1-W / BCB2-W / WIRELESS CHARGING BASES



Type	Suitable for Lamp Type
BCB1-W	CBL02-W CBL03-W
BCB2-W	CBL04-W CBL05-W

BCB2-W



BCB1-W



### BCB1-W / BCB2-W

The BCB1-W and BCB2-W charging bases make it possible to keep the lamps fully charged meaning they are always ready for use. The magnetic construction allows quick attachment to metal surfaces along with holding the lamps in place during charging.

The BCB1-W single base is designed to recharge a single lamp. The BCB2-W allows 2 lamps to be charged at the same time. Supplied with USB charging cable and charger.



Type	Lumen Front / Flashlight	Duration Front / Flashlight	Energy Class	Magnetic Support	Charging Method	Degree of Protection	Operating Temperature Range °C	Body Material	Lamp Material	Dimensions mm	Weight g	Quantity
BCB1-W	-	-	-	Yes	USB / Wireless	IP20	-10 / +40	ABS	-	150 x 106 x 18 (single)	190	1
BCB2-W	-	-	-	Yes	USB / Wireless	IP20	-10 / +40	ABS	-	202 x 106 x 18 (double)	270	1

## TRCB2 / TRIPOD

### TRCB2

The TRCB2 tripod can be extended up to a maximum of 2.0 m, and offers maximum flexibility to position CBLIGHT lamps at the desired height.

When mounted on the tripod, the light can be tilted at will to provide the optimal beam angle.

Its robust structure makes it safe even when it is fully extended.

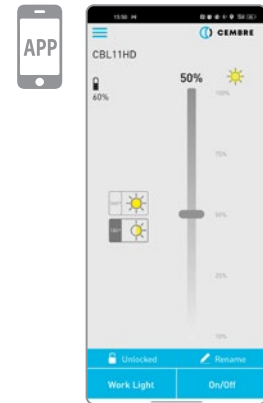
Type	Suitable for Lamp Type	Body Material	Minimum height open mm	Max height open mm	Base Ø maximum mm	Dimensions Closed mm	Weight g	Quantity
TRCB2	CBL06 CBL07	Steel	1130	2000	1000	1030 x 160	3200	1



# CBLIGHT HD, NEVER WITHOUT LIGHT!



Control with App



COB LED lights  
high-efficiency

High protection to  
water and shocks



Adjustable support

Die-cast Aluminium body

Soft rubber finish

Practical handle  
for transport

Regulation of  
brightness at five levels

Power bank function





## ONE BATTERY MANY USES...

The new high efficiency portable lamps CBLIGHT HD uses the 18V METABO/CAS common to all CEMBRE battery powered tooling.



- **EFFICIENT**, high efficiency COB LED technology
- **LUMINOUS**, 2000-10000 lumens
- **LOW CONSUMPTION**, up to 58h of autonomy and high energy savings
- **STURDY and ERGONOMIC**, aluminium frame die-cast and high IP protection
- **PRACTICAL, BLUETOOTH** control app and brightness adjustment at 5 levels
- **ALWAYS READY**, only battery compatible with the METABO/CAS system
- **FUNCTIONAL**, with integrated power bank and socket USB for charging mobile devices

# CBL08HD / MULTIPURPOSE PORTABLE HEADLIGHT



## CBL08HD

The powerful and compact CBL08HD work light is designed for professional use.

The headlight is equipped with the latest high COB LED technology performance and provides up to 2000 lumens.

Compatible with METABO/CAS 18V batteries, in alternative can be used PSCB18-power supply EU for direct power providing unlimited availability of light.



Compatible with  
the battery system  
**METABO/CAS**



Type	Lumen	Duration with CB1852L Battery at Intensity Maximum / Minimum	Compatible with Batteries METABO /CAS	Bluetooth	Powered with Type	Degree of Protection	Degree of Protection Bumps	Operating Temperature Range °C	Body Material	Lamp Material	Dimensions mm	Weight g	Quantity
CBL08HD	2000	5.75 / 58 h	Yes	No	<b>CB1820L</b> <b>CB1852L</b> <b>PSCB18-EU</b>	IP30	IK07	-10/+40	AL	PC	161 x 164 x 78	720	1


Built-in dimmer function allows you to adjust the emission of light in five different levels.

Integrated power bank with USB socket for charging devices furniture.

The work light is supplied without battery, it can be supplied on request and available as an accessory (see page 15)



# CBL09HD / PORTABLE LIGHTHOUSE FOR MEDIUM ENVIRONMENTS



## CBL09HD

The powerful and robust CBL09HD is equipped with the latest COB LED technology and provides up to 4000 lumens, which makes it a all-round universal work beacon for the user more demanding professional.



Bluetooth®



Compatible with the battery system **METABO/CAS**



Type	Lumen	Duration with CB1852L Battery at Intensity Maximum / Minimum	Compatible with Batteries METABO /CAS	Bluetooth	Powered with Type	Degree of Protection	Degree of Protection Bumps	Operating Temperature Range °C	Body Material	Lamp Material	Dimensions mm	Weight kg	Quantity
CBL09HD	4000	3 / 31 h	Yes	Yes	<b>CB1820L</b> <b>CB1852L</b> <b>PSCB18-EU</b>	IP65	IK07	-10/+40	AL	PC	263 x 230 x 119	2.35	1

Compatible with METABO/CAS 18V batteries, in alternative can be used PSCB18-power supply EU for direct power providing unlimited availability of light. CBL09HD also has an internal backup battery that provides up to 2.5 hours more at 400 lumens.

With the easy-to-use BLUETOOTH control app, you have the ability to control on/off and control up to four working lights via one device mobile.

Built-in dimmer function allows you to adjust the light output in five different levels. Integrated power bank with USB socket for charging mobile devices.


Equipped with an integrated carrying handle.

It can be mounted on a stand CEMBRE TRCB1.

The work light is supplied without battery, it can be supplied on request and available as an accessory (see page 15)



# CBL10HD / PORTABLE LIGHTHOUSE FOR LARGE ENVIRONMENTS



## CBL10HD

The powerful and robust CBL09HD is equipped with the latest COB LED technology and provides up to 10,000 lumens, which makes it a all-round universal work beacon for the user more demanding professional.



Bluetooth®



Compatible with the battery system **METABO/CAS**



Type	Lumen	Duration with CB1852L Battery at Intensity Maximum / Minimum	Compatible with Batteries METABO /CAS	Bluetooth	Powered with Type	Degree of Protection	Degree of Protection Bumps	Operating Temperature Range °C	Body Material	Lamp Material	Dimensions mm	Weight kg	Quantity
CBL10HD	10.000	1.25 / 12 h	Yes	Yes	<b>CB1820L</b> <b>CB1852L</b> <b>PSCB18-EU</b>	IP65	IK07	-10/+40	AL	PC	304 x 292 x 131	3.72	1

Compatible with METABO/CAS 18V batteries, in alternative can be used PSCB18-power supply EU for direct power providing unlimited availability of light. CBL10HD also has an internal backup battery that provides up to 1 hour more at 1,000 lumens.

With the easy-to-use BLUETOOTH control app, you have the ability to control on/off and control up to four working lights via one device mobile.

Built-in dimmer function allows you to adjust the light output in five different levels. Integrated power bank with USB socket for charging mobile devices.


Equipped with an integrated carrying handle.

It can be mounted on a stand CEMBRE TRCB1.

The work light is supplied without battery, it can be supplied on request and available as an accessory (see page 15)



## CBL11HD / 360 DEGREE PORTABLE LIGHT



### CBL11HD

CBL11HD provides scattered and uniform light at 360 degree up to 10,000 lumen, ideal for the professional requiring lighting powerful and efficient of the entire working area, ideal for any type of repair, painting or construction work.

Compact design with carrying handle makes it extremely handy and easy to move.

Switch lighting 360degree/180.



Bluetooth®



Compatible with the battery system **METABO/CAS**



Type	Lumen	Duration with CB1852L Battery at Intensity Maximum / Minimum	Compatible with Batteries METABO /CAS	Bluetooth	Powered with Type	Degree of Protection	Degree of Protection Bumps	Operating Temperature Range °C	Body Material	Lamp Material	Dimensions mm	Weight kg	Quantity
CBL11HD	10.000	1 / 22 h	Yes	Yes	<b>CB1820L</b> <b>CB1852L</b> <b>PSCB18-EU</b>	IP65	IK07	-10/+40	AL	PC	395 x 200 x 212	3.7	1

Compatible with METABO/CAS 18V batteries, in alternative can be used PSCB18-power supply EU for direct power providing unlimited availability of light.

CBL11HD also has an internal backup battery that provides up to 50 minutes more at 1,000 lumens.

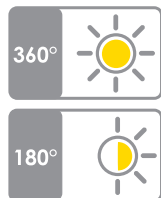
With the easy-to-use BLUETOOTH control app, you have the possibility to control on/off and adjust the light output via a mobile device.

Built-in dimmer function allows you to adjust the light output in five different levels. Integrated power bank with USB socket for charging mobile devices.

Equipped with an integrated carrying handle.

It can be mounted on a stand CEMBRE TRCB1.

The work light is supplied without battery, it can be supplied on request and available as an accessory (see page 15)



Lighting change from 360° to 180°

## CBL12HD / TOWER LITE

5000  
LUMEN

IP30

DIMMER

DURATION  
MAX/MIN  
2/4.5h

### CBL12HD

CBL12HD is a tripod with two integrated projectors capable of providing up to 5000 lumens.

Equipped with flexible and rotatable 360° projectors, the lights can be positioned in different directions to get the angle of desired lighting, providing a perfect condition of lighting for every working need.

It is extensible up to 2 meters and has 2 light levels (50-100%).



Compatible with  
the battery system  
**METABO/CAS**



Type	Lumen	Duration with CB1852L Battery at Intensity Maximum / Minimum	Compatible with Batteries METABO /CAS	Bluetooth	Powered with Type	Degree of Protection	Degree of Protection Bumps	Operating Temperature Range °C	Body Material	Lamp Material	Dimensions mm	Weight kg	Quantity
CBL12HD	5.000	2 / 4.5 h	Yes	No	<b>CB1852L PSCB18-EU</b>	IP30	IK07	-10 / +40	AL	PC	121 x 153 x 892	5.2	1

Compatible with METABO/CAS 18V batteries, in alternative can be used PSCB18- EU power supply for direct power providing unlimited availability of light.

Equipped with integrated handle and fast bending system, TOWER LITE is compact, lightweight and easy to carry a closed time.

The work light is supplied without battery, it can be supplied on request and available as an accessory (see page 15)



## TRCB1 / TRIPOD

### TRCB1

The TRCB1 tripod is extendable by yourself 1.35 m up to a maximum of 3 m, and offers maximum flexibility to position the CBLIGHT HD lights at the desired height.

When mounted on the tripod, the light can be tilted as desired to provide the optimal beam angle.

Its robust structure makes it safe even when it is fully extended.

Comes with anchor points which offer greater stability if the tripod is exposed to strong wind or you located on an uneven surface.

MAX 3m



Type	Suitable for Lamp Type	Maximum load kg	Weight kg	Qty
TRCB1	CBL09HD CBL10HD CBL11HD	10	6	1

MIN 1.35m



Ø MAX 1.2m

## PSCB18-EU / POWER SUPPLY



### PSCB18-EU

Power supply for direct power supply of portable lights of the series CEMBRE CBLIGHT HD.



Type	Input - Output	Suitable for Lamp Type	Degree of Protection	Degree of Protection Bumps	Operating Temperature Range °C	Dimensions mm	Weight kg	Qty
PSCB18-EU	100-240V AC 50/60Hz - 18V DC 5A	CBL08HD CBL09HD CBL10HD CBL11HD CBL12HD	IP65	IK07	-10/+40	124x83x72	1.0	1

## ACCESSORIES



**CB1820L**, battery  
Li-Ion 18.0V 2.0Ah



**CB1852L**, battery  
Li-Ion 18.0V 5.2Ah

**ASC55-EU**, charger  
(INPUT 220-240 V / 50-60 Hz;  
OUTPUT 12-42 V DC / 3.0 A max.)



Cod. 6260915



[www.cembre.com](http://www.cembre.com)



**CEMBRE S.p.A.**  
via Serenissima, 9  
25135 Brescia  
Italy  
Ph +39 030 36921  
[ufficio.vendite@cembre.com](mailto:ufficio.vendite@cembre.com)  
[sales@cembre.com](mailto:sales@cembre.com)

**CEMBRE Ltd.**  
Dunton Park,  
Kingsbury Road,  
Curdworth, Sutton Coldfield,  
West Midlands, B76 9EB  
United Kingdom  
Ph +44 01675 470440  
[sales@cembre.co.uk](mailto:sales@cembre.co.uk)

**CEMBRE S.a.r.l.**  
22 Avenue Ferdinand  
de Lesseps  
91420 Morangis Cedex  
France  
Ph +33 01 60 49 11 90  
[info@cembre.fr](mailto:info@cembre.fr)

**CEMBRE España S.L.U.**  
Calle Verano 6 y 8  
Pl Las Monjas  
28850 Torrejón de Ardoz  
Madrid - Spain  
Ph +34 91 4852580  
[comercial@cembre.com](mailto:comercial@cembre.com)

**CEMBRE GmbH**  
Geschäftsbereich  
Energie- und Bahntechnik  
Heidemannstr. 166  
80939 München  
Germany  
Ph +49 89-3580676  
[info@cembre.de](mailto:info@cembre.de)

**CEMBRE GmbH**  
Geschäftsbereich  
Industrie und Handel  
Boschstraße 7  
71384 Weinstadt  
Germany  
Ph +49 7151-20536-60  
[info-w@cembre.de](mailto:info-w@cembre.de)

**CEMBRE Inc.**  
Raritan Center Business Park  
300 Columbus Circle-S.F.,  
Edison, NJ 08837 USA  
Ph +1 (732) 225-7415  
[sales.us@cembre.com](mailto:sales.us@cembre.com)  
**Midwest Office**  
1051 Perimeter Dr #470  
Schaumburg, IL 60173

